

CATALOG  
OF DREAMS

2024









What do you see when you look at  
a backyard, front porch, or driveway?

**At Unilock, we see possibilities.**

Possibilities to build works of art and personal  
playgrounds. Possibilities to bring families together  
for a birthday barbecue or a wedding reception.  
Possibilities to transform your imagination into  
remarkable outdoor spaces, and build connections  
stronger than the concrete underfoot.

And we don't let possibilities go to waste. Built on  
50 years of innovation and sustainability, Unilock  
provides customers the tools to transform dreams  
into reality. We connect you with proven contractors  
and supply an endless canvas of materials, but the  
final product is always uniquely yours. And when your  
project is complete, you don't just have something  
beautiful, you've changed the way you see the world.

So, where can you see possibilities, and how can we  
help you build them?

**UNILOCK** TRANSFORMING **HARDSCAPES**



# TABLE OF Contents



Journey in style as you discover, dream, and learn about our revolutionary Unilock products and resources.



## **6 DREAM**

---

- |           |                           |           |                      |
|-----------|---------------------------|-----------|----------------------|
| <b>8</b>  | Discover Unilock Finishes | <b>16</b> | Dream with Unilock   |
| <b>10</b> | Choose your Color         | <b>48</b> | Unilock Best in Show |
| <b>14</b> | Unique Touches            |           |                      |

## **50 PRODUCTS**

---

- |           |                      |            |                        |
|-----------|----------------------|------------|------------------------|
| <b>52</b> | Product Categories   | <b>88</b>  | Pavers & Slabs         |
| <b>54</b> | Think Green          | <b>156</b> | Retaining Walls        |
| <b>56</b> | Unilock Technologies | <b>180</b> | Coping, Steps & Treads |
| <b>62</b> | Collections          |            |                        |

## **188 LEARN & PLAN**

---

- |            |                              |            |                     |
|------------|------------------------------|------------|---------------------|
| <b>192</b> | Project Planning Resources   | <b>198</b> | Commercial Projects |
| <b>194</b> | Finding the Right Contractor | <b>200</b> | Quality Commitment  |
| <b>196</b> | Installation 101             |            |                     |




# Dream

Begin with a dream  
of what's possible

Imagine an outdoor space where the inspired use of patterns, textures and shapes not only creates design-envy, but elevates your world in the most beautifully functional way.





Beacon Hill™ Smooth and Copthorne® with U-Cara® Wall



# Discover Unilock Coatings

---



Feels 3x better on bare feet  
than ordinary pavers.

A special finishing process creates the ultra-smooth and silky surface texture of Comfort Step. This special technology results in a remarkably tight surface that is factory sealed to create a unique sensory experience that is velvety-smooth and cool underfoot.



Details on  
Page 58



Available exclusively on Elegance  
and select EnduraColor products,  
EasyClean enhances the surface color  
and provides integral stain resistance.



# Surface Finishes



## Exposed Granite

Marble, granite and quartz particles are embedded into the product's surface and are later exposed through additional processing methods.

SERIES™, TRIBECA COBBLE™, PROMENADE™

## ColorFusion™

Color and granite particles are randomly dispersed to achieve a unique mottled surface.

UMBRIANO®, U-CARA®



## Antiqued

Various methods are employed to obtain this weathered, timeworn finish, but in every instance, this patina improves the appearance.

BRUSSELS BLOCK®  
BRUSSELS DIMENSIONAL™  
MATTONI™

## Artista

The look of boldly mottled granite is achieved with a proprietary process called Artista.

GRANITO™



## Brushed

IL CAMPO®, PROMENADE™

Accentuated by artistically intriguing etched lines, this surface is available exclusively from Unilock.



## Enhanced Surface


REVELA™, PROMENADE™



The surface of these products is enhanced using a special process to reveal a variety of distinctive colors and textures.



# Choose your Color



## MONOCHROMATIC OR CONTRAST

For an intimate atmosphere, dominate with warm colors, while still incorporating cool tones to create contrast and achieve a visual balance.





# Choose your Shape

## SHAPING YOUR OUTDOOR PROJECT

Finding the right shape to fit your outdoor project is like placing the last puzzle piece on an exquisite work of art. It just fits! What's more, combine different shapes together to deliver a two-for-one hardscape punch that will elevate your artistic vision to new heights.



- RECTANGLE
- HEX
- SQUARE
- PLANK



## What will you create?

Let your imagination run wild in the playground of Unilock paving products!





HISTORIC

# Find your Style

Whether you're designing a quaint backyard refuge or an ultra-modern driveway, we have a variety of paving products that'll turn your outdoor space into a little slice of heaven.



TRADITIONAL



GEOMETRIC



CONTEMPORARY




# Pick your Pattern

## PLAY WITH ANGLES


From herringbone to basket weave, the right angle can make all the difference! A Unilock Authorized Contractor can recommend the best laying patterns based on the products you choose.




RANDOM



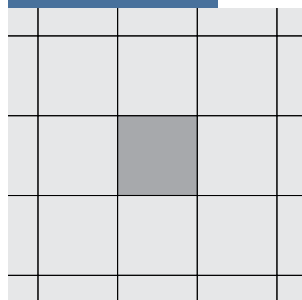
LINEAR



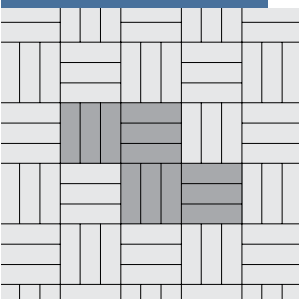
DESIGNER




STACKED



BASKETWEAVE



HERRINGBONE



## THINK OUTSIDE THE BOX

Distinct laying patterns can help define unique "rooms" across your outdoor space, giving you countless design options.

Visit [Unilock.com](http://Unilock.com) for laying patterns.


# Unique Touches

Let your creativity shine! Unilock border and banding options can help enhance your distinctive designs and add touches of elegance to your driveway, walkway, patio or vertical features.



Take it a step further with multiple borders, pixelated paver rugs or contrasting geometric grids.

## JOINT MATERIAL



Joint material plays an important role between pavers by keeping out weeds and other debris. However, the color you choose can also have a dramatic impact on the look of your project. Your contractor can help you decide what will work best.






Make a dramatic impact with non-linear designs. Like the atypical array of hexagon-shaped pavers, or a pixelated look created with light and dark square pavers.



Clean, opposing angled lines in this poolside patio create the effect of a chevron, unifying upper and lower decks.










Slabs laid in a stacked bond pattern add to the long, clean lines of this contemporary pool area. Nearby steps lead to a natural-canopied setting for al fresco dining.

**Pavers:** Umbriano® (French Grey)

**Walls and Steps:** U-Cara®  
Umbriano with Umbriano coping  
(Winter Marvel)



Scan here for  
project video





Scan here for  
project video



**Pavers:** Beacon Hill™ Smooth Slab (Granite Mist) with Natural Stone (Black River) accent and Beacon Hill Smooth (Dark Charcoal) accents

**Firepit and Kitchen:** Lineo™ Dimensional Stone (Granite blend) with Beacon Hill Smooth (Dark Charcoal) accent







Large, contemporary slabs accented by contrasting paver bands create a generous sense of space for this intimate, multi-purpose backyard.




Scan here for  
project video



**Pavers:** Urban™ (Indiana Buff)

**Garden Walls, Pillar and Steps:** U-Cara®  
Smooth (Indiana Buff) with Umbriano®  
(French Grey) Coping and step treads







Urban meets suburban. A blending of paver slabs laid in a variety of geometric patterns and contrasted by turf makes this project a visual feast.









Old world charm mingles with modern-day style in this enchanting backyard.




**Pavers:** Beacon Hill™ Smooth (Granite Mist) and Town Hall™ (Basalt) accent

**Vertical Features:** Lineo™ Dimensional Stone (Granite Blend) with LedgeStone™ coping and pillar cap (Grey)



Scan here for project video










Clean, granite-like pavers make this ultra-modern pool deck comfortable and cool underfoot on hot, sunny days. Adding to the ambiance of this summer escape is a soothing water feature.



**Pavers:** Umbriano® with Umbriano coping (Grenada White)

**Water Feature and wall:** U-Cara® Umbriano with Umbriano coping (Grenada White)



Scan here for project video





**Driveway Pavers:** Series™ (Black Granite) with Series custom color blend and rounded inlays

**Patio Pavers:** Beacon Hill™ Smooth (Granite Mist) with Series (Black Granite) accent

**Wall:** U-Cara® Smooth (Opal Blend) with U-Cara Series (Black Granite) accents








An array of grey and black pavers in the driveway and backyard creates a super sleek, ultra-modern geometric playground.





Beacon Hill™ Smooth (Fossil) with  
Natural Stone coping







This gorgeous backyard invites neighbor envy. The linear design of this contemporary pool deck evokes a feeling of tranquility.








Richcliff® (Dawn Mist and Pebble Taupe) with Courtstone® (Basalt accent and Ledgestone™ (Buff) step treads







This Arts and Crafts-style home features the strikingly detailed riven texture of Richcliff, delivering classic elegance.





An ultra-modern, dazzling summer getaway pairs a sparkling pool with sleek Umbriano slabs.




Umbriano® (Winter Marvel)











**Pavers: Series™**  
(Black Granite, Glacier  
and Mountain Mist)

**Entryway and Steps:**  
Umbriano® (Winter  
Marvel) with Umbriano  
Hex (Midnight Sky and  
French Grey) accents  
with Umbriano coping  
(Midnight Sky)



Scan here for  
project video





Hexagons and rectangles in contrasting color comes to life in this jaw-dropping, pixel perfect design.







**Pavers:** Urban™ (Indiana Buff) with Cophorne® (Basalt) paver rug

**Garden Walls and Steps:** U-Cara® Smooth (Indiana Buff) with Urban (Indiana Buff) Coping and step treads



Scan here for project video







This urban oasis features an elegant pool deck with paver slabs that stay cool and comfortable, and an adjacent seating area offset by a distinctive herringbone paver rug.









**Pavers:** Beacon Hill™ Smooth (Opal Blend) with Hollandstone™ Premier (Dark Charcoal) accent

**Fire Feature and Raised Patio:** Lineo™ Dimensional Stone (Charcoal) with Universal coping (Light Grey) and steps







This elevated backyard patio raises the bar with a stunning fire feature, lounge seating and feature lighting at night.






Scan here for  
project video



**Pavers:** Beacon Hill™ Smooth (Granite Mist) with Beacon Hill Smooth (Opal Blend) and Cophorne® (Basalt) paver rug and accents


**Water Feature:** U-Cara® Umbriano® (French Grey and Midnight Sky) with Natural Stone (Stone Cliff Grey) coping







This modest pool deck makes a big splash, with a distinctive paver rug, water feature, and lighting for cozy vibes.






**Pavers:** Copthorne® (Basalt)  
with Richcliff® (Dawn Mist)  
and Beacon Hill™ Smooth  
(Opal Blend) border

**Step Treads:** Natural Stone  
(Stone Cliff Grey)







A gently curved walkway brings visitors to the front entrance with Copthorne pavers laid in a traditional herringbone pattern.



Whole home versatility.  
The subtle surface detail  
of Umbriano works  
beautifully from front  
entrance to backyard.




Umbriano® pavers  
with U-Cara® Wall and  
Umbriano step treads  
(Summer Wheat)



Scan here for  
project video










Richcliff® (Dawn Mist) with Copthorne® (Basalt) paver rug and Courtstone® (Basalt) accents and Natural Stone (Stone Cliff Grey) slabs







A blending of natural stone and historic brick textures laid in a variety of patterns makes this project a visual feast.





## County Wide Landscaping **Best in Show Winner**



“The homeowners envisioned a modern, outdoor sanctuary.”

The scope of this 2,400 sqft residential project presented a number of challenges, one of which was elevation. “There was a lot of grading that had to go into this to make the project work,” says Brian Larson, President of County Wide Landscaping. “That’s why it’s a three-level patio.”

The finished space features a monochromatic pool deck in a beautiful mosaic-like geometric design, with square paver slabs interspersed with zigzagging lines of artificial turf. A putting green lies adjacent to the space, along with a breathtaking waterfall cascading from the roof of a shaded pergola.





The pergola was built using Lineo™ Dimensional Stone, topped with Ledgestone™ pillar caps in a grey hue to complement the minimalistic design of the backyard space. Patio lighting was installed under the pillar caps on the patio, creating a soothing ambiance that helps guide visitors at night.

On the upper deck an outdoor kitchen was designed using Lineo™ Dimensional Stone, complete with a grill, bar island and granite countertop, with bar stools to accommodate multiple guests. Finally, nestled towards the rear of the yard, an enclosed seating area features a cozy fire pit, allowing guests to relax and unwind on crisp summer nights.

The result is a stunning outdoor space that transformed this backyard into a haven that will be enjoyed for years to come.



“Unilock provided the sleek, modern look we needed to achieve this extravagant design”

**Brian Larsen**

PRESIDENT OF COUNTY WIDE  
LANDSCAPING



Scan here for  
project video





# Products

Capture the eye with  
exclusive products


From weathered cobblestone to contemporary linear, our product selection reaches beyond the horizontal to include garden walls, pillars, steps, fire tables and fountains. Rock the look that is unmistakably you, and undeniably Unilock!








# Unilock Product Categories




## CLASSIC

Our **budget-friendly** Classic products are manufactured to exceed ASTM standards for quality and strength.



## ENDURACOLOR™

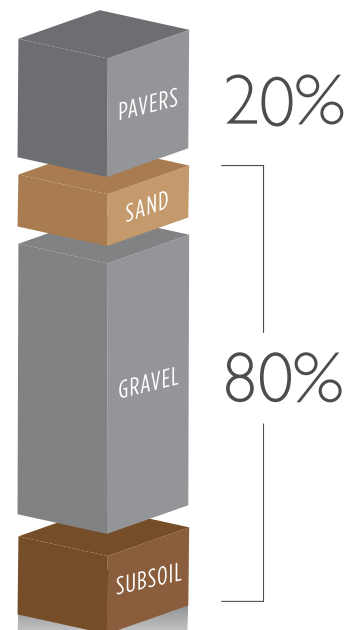
The refined look of our EnduraColor products is achieved with a two-step manufacturing process that uses concentrated color and **wear-resistant** finer aggregates to protect the surface from the appearance of fading over time.



## ELEGANCE™

Our Elegance collection offers timeless beauty with styles you can't get anywhere else. From the classic luxury of riven natural stone slabs to the timeworn look of European cobblestones, the look you purchase is **the look that will last.**

## Project Cost



Choose the product you love to get the maximum enjoyment from the investment you've made below the surface.



# Don't Compromise

Many products look great when they're first installed, but after time the difference in quality shows.

In an average project, only 20% of the overall cost comes from the paver and wall products you choose, so don't be tempted to compromise.





# Think Green



More and more households are opting for permeable paver projects as a sustainable, cost-effective and environmentally friendly alternative to traditional pavers.

Developed in response to growing concerns around stormwater management, permeable pavers allow rainwater to flow between the joints of pavers and back into the subsoil. This provides a dual "green" benefit: by naturally filtering out pollutants before stormwater reaches waterways, and by providing extra moisture back into surrounding plant material.

Using permeable pavers will decrease rainwater puddling on the pavement, effectively reducing the risk of ice buildup which is a benefit particularly useful on driveways.

For homeowners who live in regions where local codes require them to reduce impervious surfaces on their lot to accommodate a new landscape feature like an in-ground pool, permeable paving is a popular alternative to conventional poured-in-place concrete or asphalt.

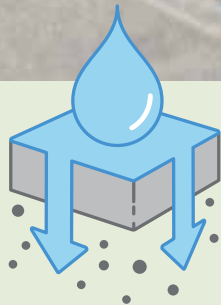
*Some homeowners install rainwater collection systems underneath their paver projects to supply water to in-ground sprinkler systems!*





## Permeable Pavers

Special materials are used in the joints and in the permeable base below, to encourage water to flow through and reach the subsoil.



Permeable pavers look similar to traditional pavers but are designed with special spacer bars that create a wider joint.

# Permeable Collection

In 1991, Unilock introduced the first permeable paver to North America. Since then, we've worked to produce the most extensive collection of permeable pavers in the industry.

**TOWN HALL<sup>®</sup>**



**ECO-PRIORA<sup>™</sup> PREMIER**



**TREO<sup>®</sup> SMOOTH**




**ECO-PROMENADE<sup>®</sup>**



**TRIBECA COBBLE<sup>®</sup>**



**NORDIC COBBLE<sup>®</sup>**





# Ultima™

---



*Courystone*

Only Unilock has the technology in North America to manufacture Ultima Concrete resulting in pavers **up to four times stronger** than poured concrete. With Ultima, the look you purchase is the look that will last.

Exclusive to **UNILOCK**

---

 **ELEGANCE**

Ultima Concrete is a key ingredient in the **timeless beauty** of our Elegance collection of premium pavers.

## What makes Ultima concrete so strong?

In a word, fluidity. During manufacturing, we use as little water as possible while enhancing the fluidity at the drying stage, resulting in a form that self-compacts at the chemical level. The result is an extraordinary product that is unlike anything you'll find outside of Unilock.

### **With Ultima**

---

*Unilock Town Hall pavers are built to last*



### **Without Ultima**

---

*Deteriorating brick pavers exposed to deicing salts*



# Reala™

---

When it comes to creating **realistic textures** that are indistinguishable from brick, cobblestone, or flagstone, there is no room for compromise.

Any paver meant to imitate a classic building material needs to embody its look, its feel, and its strength.

At Unilock, we've been capturing all three since 2004 with our Reala technology.



## How do we achieve a random appearance?

First, we cast a multitude of pavers from molds of actual flagstone, brick, and cobblestone. Then we randomize the casting process. With so much variation between molds, we can then ensure that any paver installation avoids repetition, no matter how large or small the project.

---

Utilizing REALA technology, a multitude of natural stone surfaces, brick and historic cobblestones are cast to create a wide variety of **authentic textures** with consistent dimensions that are more cost efficient to install.





# EasyClean™



Integral Stain Resistance



Ketchup

Motor Oil

Red Wine

BEFORE



AFTER

Stains set for thirty minutes, then removed with damp paper towel, hand scrub brush and mild soap.

## What does this mean for stains?

Any spill that does manage to land on an EasyClean paver can be quickly and easily wiped away - no deep scrubbing or heavy cleaners needed.

Exclusive to **JNIOCK**

Unlike after-market sealers which merely coat the top, EasyClean goes beyond the surface and becomes integral to the product during manufacturing. The result is enhanced surface color, and stain resistance.

### EASYSKLEAN ADVANTAGES

Pavers are pre-sealed at the factory

Enhanced resistance to weathering

Reduced dirt absorption

Stains from leaves, coffee, ketchup, mustard, wine and BBQ oils are easier to remove

See how  
it works





# ColorFusion™

---

Exclusive to **UNILOCK**

The look of natural granite is achieved when color and granite particles are randomly dispersed using proprietary ColorFusion technology to achieve a unique mottled surface.



*ColorFusion also available on our U-Cara® Multi-Face Wall System.*

ColorFusion is made with the same durable concrete and fortifying manufacturing processes that make Unilock pavers last for decades. Our commitment to beautiful, long-lasting hardscaping products is what built our reputation, and we honor that commitment through continued innovation.



# Sustainability Commitment



**In 2021, Unilock announced its commitment to becoming a carbon neutral company.**

We have implemented initiatives that continue to minimize our use of fossil fuels, conserve water and replace cement in our products, while producing the highest quality product.



Learn  
More

## How can you make your project more sustainable?

### Make it Permeable

Permeable pavers allow rainwater to flow through the pavement surface and back into the subsoil below, filtering out contaminants that could otherwise flow into stormwater drains and pollute local waterways.

### Shop Locally

Choosing products that are manufactured at a Unilock facility close to your home reduces carbon emissions associated with transportation.

### Think Lighter

Products that are lighter in color, have a higher solar reflectance. When you choose a lighter colored product, more of the sun's energy is reflected and less heat is absorbed into the pavement surface. This helps reduce urban 'heat island effect' and carries a number of environmental benefits.





# EcoTerra™




Paving a Greener Way



**EFFLORESCENCE  
FREE**



**UP TO 15%  
REDUCTION IN CO<sub>2</sub>**



Learn  
More



**ENDURACOLOR**



**CEMENT-FREE  
FACE-MIX**



**COLOR STAYS  
TRUE LONGER**

Revolutionary EcoTerra technology offers a sustainable paving solution with its cement-free face-mix. It provides high compressive strength, low absorption, and remarkable colorfastness, all while contributing up to a 15% reduction in carbon dioxide emissions. Additionally, EcoTerra products are designed to be free of efflorescence.



reddot

2020 winner  
Innovative  
Product










# Collections

---

Unilock Collections streamline the product selection process by offering pavers, walls, steps and coping that will work well together to enhance any outdoor space.





---

The modern look of granite is now available across pavers, walls, coping and steps.

You can achieve a modern monochromatic design by combining these products together for the ultimate contemporary look.





Exclusive to **JNIOCK**

# Umbriano<sup>®</sup>

COLLECTION

Sleek, modern look of granite







PATIOS & POOL DECKS



ENTRANCES & DRIVEWAYS




Umbriano®  
COLLECTION





VERTICAL FEATURES



STEPS  
& COPING






FRENCH GREY



GRENADA WHITE



SUMMER WHEAT



WINTER MARVEL



MIDNIGHT SKY

7x14, 8x16, 8x24, 18x36,  
Wall and Copings only



COLORFUSION™  
Subtly mottled color finish

 **EasyClean**  
Factory sealed for  
integral stain resistance





# Umbriano® COLLECTION

## 3 UNIT RANDOM BUNDLE

See page 117 for product details

60mm - Pedestrian only  
80mm - Drive Friendly



AVAILABLE IN  
60MM & 80MM

// **Large Rectangle** - 14¼ x 21½ x 2⅜" 360 x 540 x 60mm

// **Square** - 14¼ x 14¼ x 2⅜" 360 x 360 x 60mm

// **Small Rectangle** - 7 x 14¼ x 2⅜" 180 x 360 x 60mm

## PAVER & SLAB

See pages 117-119 for product details



**New 18 x 36**  
17¾ x 35½ x 2⅜"  
450 x 900 x 60mm

**18 x 36**  
17¾ x 35½ x 3⅞"  
450 x 900 x 100mm



**7 x 14 x 2⅜"**  
180 x 360 x 60mm


**7 x 14 x 3⅞"**  
180 x 360 x 80mm



**8 x 16**  
7⅞ x 15¾ x 2¾"  
200 x 400 x 70mm



**16 x 16**  
15¾ x 15¾ x 2¾"  
400 x 400 x 70mm



**Hex**  
7⅞ x 7⅞ x 2¾"  
200 x 200 x 70mm



**12 x 24**  
11⅞ x 23⅝ x 2¾"  
300 x 600 x 70mm



**8 x 24**  
7⅞ x 23⅝ x 2¾"  
200 x 600 x 70mm



**36 x 36**  
35½ x 35½ x 3⅞"  
900 x 900 x 100mm

## WALL AND STEP

See page 159 for product details



// **U-Cara**  
Umbriano Fascia Panel 5⅞ x 18⅜ x 2⅜"  
150 x 466 x 60mm

// **U-Cara Corner**  
Umbriano Closed-end Panel 5⅞ x 20⅞ x 2⅜"  
150 x 530 x 60mm

## COPING

See page 183 for product details



// **Umbriano Bullnose**  
14 x 24 x 2⅜"  
360 x 600 x 60mm



// **Umbriano Chamfered**  
14 x 24 x 2⅜"  
360 x 600 x 60mm





---

Available in smooth or flagstone textures, the Beacon Hill Collection offers a monochromatic color palette that brings a relaxed vibe to any outdoor project.



ENDURACOLOR™

# Beacon Hill™

COLLECTION

From contemporary to traditional, this collection has something for everyone







PATIOS & POOL DECKS



ENTRANCES & DRIVEWAYS




Beacon Hill™  
COLLECTION





## VERTICAL FEATURES



## STEPS & COPING



# SMOOTH



ALMOND GROVE  
*Excluding Slab*



FOSSIL



GRANITE MIST




OPAL BLEND



DARK BROWN  
*7x14 only*



DARK CHARCOAL  
*7x14 only*



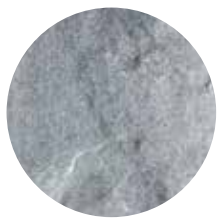
# FLAGSTONE RANDOM



ALMOND GROVE



FOSSIL



GRANITE MIST





# Beacon Hill™ COLLECTION

## 3 UNIT RANDOM BUNDLE

See page 91 & 95 for product details

60mm - Pedestrian only  
80mm - Drive Friendly



Smooth



Flagstone

AVAILABLE IN  
60MM & 80MM


// **Large Rectangle** - 15 x 22½ x 2¾" 380 x 570 x 60mm

// **Square** - 15 x 15 x 2¾" 380 x 380 x 60mm

// **Small Rectangle** - 7½ x 15 x 2¾" 190 x 380 x 60mm

## PAVER & SLAB

See page 93 for product details



22½ x 37½ x 2¾"  
570 x 950 x 60mm

Smooth only



7½ x 15 x 2¾"  
190 x 380 x 60mm

Smooth only

7½ x 15 x 3⅛"  
190 x 380 x 80mm

## WALL AND STEP

See page 159 for product details



// **U-Cara**  
Smooth and Pitched Fascia Panel

5⅞ x 18¾ x 2¾"  
150 x 466 x 60mm

// **U-Cara Corner**  
Smooth and Pitched Closed-end Panel

5⅞ x 20⅞ x 2¾"  
150 x 530 x 60mm

## COPING

See page 183 for product details



// **Beacon Hill Bullnose**

14 x 24 x 2¾"  
360 x 600 x 60mm



// **Beacon Hill Chamfered**

14 x 24 x 2¾"  
360 x 600 x 60mm





---

Step up your outdoor game with the bold and stylish Urban Collection. Urban pavers, slabs and coping are manufactured with EnduraColor™, providing a refined surface that resists the appearance of fading over time.





ENDURACOLOR™

# Urban™

COLLECTION

Out with the old, in with the Urban!








INDIANA BUFF



STERLING



DARK CHARCOAL  
*Wall and Coping only*





# Urban™ COLLECTION

## 3 UNIT RANDOM BUNDLE


See page 105 for product details



- // Large Rectangle - 15 x 22½ x 2⅜" 380 x 570 x 60mm
- // Square - 15 x 15 x 2⅜" 380 x 380 x 60mm
- // Small Rectangle - 7½ x 15 x 2⅜" 190 x 380 x 60mm

## SLAB

See page 105 for product details



// 18 x 24  
17¾ x 23⅝ x 2⅜"  
450 x 600 x 60mm

// 18 x 36  
17¾ x 35½ x 3⅝"  
450 x 900 x 60mm

**New Thickness // 18 x 36**  
17¾ x 35½ x 4"  
450 x 900 x 100mm

*Ask us about our base stabilization systems for driveway installation*

## WALL AND STEP

See page 159 for product details



// U-Cara  
Smooth Fascia Panel 5⅞ x 18⅜ x 2⅜"  
150 x 466 x 60mm


// U-Cara Corner  
Smooth Closed-end Panel 5⅞ x 20⅞ x 2⅜"  
150 x 530 x 60mm

## COPING

See page 182 for product details



// Urban Bullnose  
19 x 35½ x 2⅜"  
485 x 900 x 60mm



// Urban Chamfered  
19 x 35½ x 2⅜"  
485 x 900 x 60mm





---

The gentle surface texture of Windermere evokes a relaxing appearance that's suitable for driveway, walkway, or patio applications.




**CLASSIC**

# Windermere™

COLLECTION

Classic look with budget-friendly appeal






# SMOOTH



DUSK




SAFARI



GRANITE BLEND



CLIFFSIDE GREY



CHARCOAL

*Available in 7x14,  
Wall, Coping and Step only*

# FLAGSTONE



DUSK



SAFARI



GRANITE BLEND



CLIFFSIDE GREY





# CLASSIC

# Windermere™

## COLLECTION

### 3 UNIT RANDOM BUNDLE

See page 98-101 for product details



Smooth



Flagstone

### SMOOTH & FLAGSTONE



// Small Rectangle  
Smooth only

- // Large Rectangle - 14 x 21 x 2 3/4" 380 x 540 x 70mm
- // Square - 14 x 14 x 2 3/4" 360 x 360 x 70mm
- // Small Rectangle - 7 x 14 x 2 3/4" 180 x 360 x 70mm

### WALL

See page 165 & 169 for product details




// Lineo™ Dimensional Smooth  
Random Bundle



// Pisa™ Smooth Standard / Corner  
10 7/8 x 21 3/4 x 3 3/8"  
275 x 550 x 85mm

### COPING



// Pisa™ Smooth  
13 7/8 x 21 3/4 x 3 3/8"  
350 x 550 x 85mm



**COMING SOON**  
Pisa Smooth Jumper  
Standard / Corner  
10 7/8 x 21 3/4 x 6 2/3"  
275 x 550 x 170mm

### STEP

See page 185 for product details



// SienaStone™ Smooth  
48" Step  
20 x 47 1/4 x 7"  
500 x 1200 x 180mm



// SienaStone Smooth  
72" Step  
20 x 70 3/4 x 7"  
500 x 1800 x 180mm





---

The Metro Collection appeals to homeowners who seek a clean, modern look. Available in three contemporary hues for a sleek, outdoor space.



**CLASSIC**

# Metro™

COLLECTION

Upgrade your outdoor space with this cost-efficient collection







DUSK



SAFARI



CHARCOAL

*Excluding Random*



ClassicCoat

Factory sealed to protect  
surface texture and color





CLASSIC

# Metro™ COLLECTION

**3 UNIT RANDOM BUNDLE**

See page 103 for product details



// **Large Rectangle** - 10 x 15 x 2¾" 250 x 375 x 70mm

// **Square** - 10 x 10 x 2¾" 250 x 250 x 70mm

// **Small Rectangle** - 5 x 10 x 2¾" 125 x 250 x 70mm



// **Small Rectangle**

Charcoal only

**SLAB**

See page 103 for product details



15 x 29⅞ x 2¾"  
380 x 760 x 60mm



**New**  
17¾ x 35½ x 3⅞"  
450 x 900 x 100mm

**WALL**

See page 165 & 169 for product details



// **Lineo™ Dimensional Smooth**


Random Bundle



// **Pisa™ Smooth Standard / Corner**

10⅞ x 21¾ x 3⅞"  
275 x 550 x 85mm

**COPING**



// **Pisa™ Smooth**

13⅞ x 21¾ x 3⅞"  
350 x 550 x 85mm



**COMING SOON**

**Pisa Smooth Jumper  
Standard / Corner**

10⅞ x 21¾ x 6⅔"  
275 x 550 x 170mm

**STEP**

See page 185 for product details



// **SienaStone™ Smooth  
48" Step**

20 x 47¼ x 7"  
500 x 1200 x 180mm



// **SienaStone Smooth  
72" Step**

20 x 70¾ x 7"  
500 x 1800 x 180mm









# Pavers & Slabs

---

From traditional shapes and textures to the most advanced technology and unique styles, the choices available in our paver collection are unrivaled in the industry.





## PRODUCT PAIRINGS



### Pool & Wall Coping

Beacon Hill™ Coping  
See page 183



### Walls

U-Cara® Smooth  
See page 159



### Steps

SienaStone™ Smooth  
See page 185

**TOP** Opal Blend with Mattoni™ (Dark Charcoal) accent

**BOTTOM** Almond Grove with Dark Charcoal accent

Color selection should be chosen from actual samples.



# Beacon Hill™ Smooth



ALMOND GROVE



FOSSIL



GRANITE MIST



OPAL BLEND

**3 UNIT RANDOM BUNDLE** AVAILABLE IN BOTH 60MM & 80MM

60mm not suitable for vehicular applications. 80mm can handle vehicular loads.



**LARGE RECTANGLE**  
15 x 22½ x 2⅜ (3⅞)"  
380 x 570 x 60 (80)mm



**SQUARE**  
15 x 15 x 2⅜ (3⅞)"  
380 x 380 x 60 (80)mm




**SMALL RECTANGLE**  
7½ x 15 x 2⅜ (3⅞)"  
190 x 380 x 60 (80)mm

**SMALL RECTANGLE** AVAILABLE IN BOTH 60MM & 80MM



DARK BROWN



DARK CHARCOAL




OPAL BLEND



7½ x 15 x 2⅜ (3⅞)"  
190 x 380 x 60 (80)mm

**SLAB** PEDESTRIAN ONLY



22½ x 37½ x 2⅜"  
570 x 950 x 60mm

Fossil, Granite Mist  
and Opal Blend Only  
See page 93





Color selection should be chosen from actual samples.

Fossil



# Beacon Hill™ Smooth Slab

---



OPAL BLEND



GRANITE MIST



FOSSIL

**INDIVIDUAL UNIT** PEDESTRIAN ONLY

---



22½ x 37½ x 2⅜"  
570 x 950 x 60mm





## PRODUCT PAIRINGS



### Pool & Wall Coping

Beacon Hill™ Coping  
See page 183



### Walls

U-Cara® Pitched  
See page 159



### Steps

SienaStone™ Smooth  
See page 185

**TOP** Granite Mist with Copthorne® (Basalt) accent

**BOTTOM** Granite Mist with Copthorne (Basalt) and Beacon Hill Smooth (Opal Blend) accents.  
U-Cara Pitched (Granite Mist) retaining wall with Opal Blend accent and Natural Stone coping and steps.



# Beacon Hill™ Flagstone

---



ALMOND GROVE



FOSSIL



GRANITE MIST

**3 UNIT RANDOM BUNDLE** AVAILABLE IN BOTH 60MM & 80MM

60mm not suitable for vehicular applications. 80mm can handle vehicular loads.



LARGE RECTANGLE  
15 x 22½ x 2⅜ (3⅞)"  
380 x 570 x 60 (80)mm



SQUARE  
15 x 15 x 2⅜ (3⅞)"  
380 x 380 x 60 (80)mm



SMALL RECTANGLE  
7½ x 15 x 2⅜ (3⅞)"  
190 x 380 x 60 (80)mm





## PRODUCT PAIRINGS



### Pool & Wall Coping

Beacon Hill™ Coping  
See page 183



### Walls

U-Cara Pitched  
See page 159



### Steps

SienaStone™ Smooth  
See page 185

**TOP** Fossil with Town Hall® (Basalt) accent

**BOTTOM** Granite Mist

Color selection should be chosen from actual samples.





# Northshore™




FOSSIL



GRANITE MIST



STERLING



DARK CHARCOAL  
Small Rectangle only

**3 UNIT RANDOM BUNDLE** DRIVE FRIENDLY



LARGE RECTANGLE  
17<sup>3</sup>/<sub>4</sub> x 11<sup>7</sup>/<sub>8</sub> x 2<sup>3</sup>/<sub>4</sub>"  
450 x 300 x 70mm



SQUARE  
11<sup>7</sup>/<sub>8</sub> x 11<sup>7</sup>/<sub>8</sub> x 2<sup>3</sup>/<sub>4</sub>"  
300 x 300 x 70mm



SMALL RECTANGLE  
5<sup>7</sup>/<sub>8</sub> x 11<sup>7</sup>/<sub>8</sub> x 2<sup>3</sup>/<sub>4</sub>"  
150 x 300 x 70mm

**SMALL RECTANGLE** DRIVE FRIENDLY



5<sup>7</sup>/<sub>8</sub> x 11<sup>7</sup>/<sub>8</sub> x 2<sup>3</sup>/<sub>4</sub>"  
150 x 300 x 70mm  
Dark Charcoal only





## PRODUCT PAIRINGS



### Pool & Wall Coping

Pisa™ Smooth  
See page 169



### Walls

Pisa Smooth  
See page 169



### Steps

SienaStone™ Smooth  
See page 185

**TOP** Safari

**BOTTOM** Cliffside Grey

Color selection should be chosen from actual samples.

# CLASSIC

## Windermere™ Flagstone

---



SAFARI **NEW**



DUSK **NEW**



GRANITE BLEND



CLIFFSIDE GREY

### 3 UNIT RANDOM BUNDLE DRIVE FRIENDLY

---



LARGE RECTANGLE  
14 x 21 x 2<sup>3</sup>/<sub>4</sub>"  
360 x 540 x 70mm



SQUARE  
14<sup>1</sup>/<sub>16</sub> x 14<sup>1</sup>/<sub>16</sub> x 2<sup>3</sup>/<sub>4</sub>"  
360 x 360 x 70mm



SMALL RECTANGLE  
7 x 14 x 2<sup>3</sup>/<sub>4</sub>"  
180 x 360 x 70mm





PRODUCT PAIRINGS



**Pool & Wall Coping**

Pisa™ Smooth  
See page 169



**Walls**

Pisa Smooth  
See page 169



**Steps**

SienaStone™ Smooth  
See page 185

**TOP** Granite Blend

**BOTTOM** Cliffside Grey with Charcoal accent


Color selection should be chosen from actual samples.

# CLASSIC

## Windermere<sup>™</sup> Smooth




SAFARI **NEW**



DUSK **NEW**



CLIFFSIDE GREY



GRANITE BLEND



CHARCOAL Small Rectangle only

### 3 UNIT RANDOM BUNDLE DRIVE FRIENDLY



LARGE RECTANGLE  
14 x 21 x 2<sup>3</sup>/<sub>4</sub>"  
360 x 540 x 70mm



SQUARE  
14 x 14 x 2<sup>3</sup>/<sub>4</sub>"  
360 x 360 x 70mm



SMALL RECTANGLE  
7 x 14 x 2<sup>3</sup>/<sub>4</sub>"  
180 x 360 x 70mm

### SMALL RECTANGLE DRIVE FRIENDLY



7 x 14 x 2<sup>3</sup>/<sub>4</sub>"  
180 x 360 x 70mm  
Charcoal only





## PRODUCT PAIRINGS



### Pool & Wall Coping

Pisa™ Smooth  
See page 169



### Walls

Pisa Smooth  
See page 169



### Steps

SienaStone™ Smooth  
See page 185

**TOP** Dusk and Safari (mixed on site) with Charcoal accent

**BOTTOM** Safari with Cophthorne® (Basalt)

Color selection should be chosen from actual samples.

# Metro™



SAFARI



DUSK



CHARCOAL

## SLABS PEDESTRIAN ONLY



15 x 29<sup>7</sup>/<sub>8</sub> x 2<sup>3</sup>/<sub>4</sub>"  
380 x 760 x 60mm



**New**  
17<sup>3</sup>/<sub>4</sub> x 35<sup>1</sup>/<sub>2</sub> x 3<sup>7</sup>/<sub>8</sub>"  
450 x 900 x 100mm

*Ask us about our base stabilization systems for driveway installation*

## NEW 3 UNIT RANDOM BUNDLE DRIVE FRIENDLY



LARGE RECTANGLE  
10 x 15 x 2<sup>3</sup>/<sub>4</sub>"  
250 x 375 x 70mm



SQUARE  
10 x 10 x 2<sup>3</sup>/<sub>4</sub>"  
250 x 250 x 70mm



SMALL RECTANGLE  
5 x 10 x 2<sup>3</sup>/<sub>4</sub>"  
125 x 250 x 70mm



SMALL RECTANGLE  
Sold Separately  
Charcoal only





## PRODUCT PAIRINGS



### Pool & Wall Coping

Urban™ Coping  
See page 182



### Walls

U-Cara® Smooth  
See page 159



### Steps

U-Cara  
See page 159

**PHOTOS** Indiana Buff

Color selection should be chosen from actual samples.

# Urban™

---



INDIANA BUFF




STERLING



## SLABS PEDESTRIAN ONLY

---



**18 x 24**  
 $17\frac{3}{4} \times 23\frac{5}{8} \times 2\frac{3}{8}$ "  
 450 x 600 x 60mm



**18 x 36**  
 $17\frac{3}{4} \times 35\frac{1}{2} \times 3\frac{1}{8}$ "  
 450 x 900 x 60mm

**New Thickness**  
 $17\frac{3}{4} \times 35\frac{1}{2} \times 4$ "  
 450 x 900 x 100mm

*Ask us about our base stabilization systems for driveway installation*

## NEW 3 UNIT RANDOM BUNDLE PEDESTRIAN ONLY

---



**LARGE RECTANGLE**  
 $15 \times 22\frac{1}{2} \times 2\frac{3}{8}$ "  
 380 x 570 x 60mm



**SQUARE**  
 $15 \times 15 \times 2\frac{3}{8}$ "  
 380 x 380 x 60mm



**SMALL RECTANGLE**  
 $7\frac{1}{2} \times 15 \times 2\frac{3}{8}$ "  
 190 x 380 x 60mm





**ENDURACOLOR™**

 **comfort step.**  
Ultra-smooth surface texture

# Urban™ Allure **New**

---




LINEN BUFF **NEW**



LINEN GREY **NEW**

PEDESTRIAN ONLY

---



**18 x 24**  
17<sup>3</sup>/<sub>4</sub> x 23<sup>5</sup>/<sub>8</sub> x 2<sup>3</sup>/<sub>8</sub>"  
450 x 600 x 60mm



**18 x 36**  
17<sup>3</sup>/<sub>4</sub> x 35<sup>1</sup>/<sub>2</sub> x 3<sup>2</sup>/<sub>8</sub>"  
450 x 900 x 60mm

Color selection should be chosen from actual samples.

Linen Grey



**ENDURACOLOR™**

# Skyline™



LIGHT GREY - CLASSIC



OPAL BLEND - SMOOTH PREMIER



GRENADA WHITE - UMBRIANO\*

PEDESTRIAN ONLY



**24 x 24**  
23<sup>5</sup>/<sub>8</sub> x 23<sup>5</sup>/<sub>8</sub> x 2"  
600 x 600 x 50mm



**12 x 24**  
11<sup>7</sup>/<sub>8</sub> x 23<sup>5</sup>/<sub>8</sub> x 2"  
300 x 600 x 50mm

Color selection should be chosen from actual samples.

Opal Blend (Smooth Finish)



# Bristol Valley®

---



## PRODUCT PAIRINGS



### Pool & Wall Coping

Beacon Hill™ Coping  
See page 183



### Pool & Wall Coping

Universal  
See page 184



### Walls

U-Cara® Pitched  
See page 159



### Steps

Siena Stone™ Smooth  
See page 185



GRANITE FUSION



OAK BROWN FUSION




**3 UNIT RANDOM BUNDLE** AVAILABLE IN BOTH 60MM & 80MM


60mm not suitable for vehicular applications. 80mm can handle vehicular loads.



**LARGE RECTANGLE**  
15 x 22½ x 2⅜ (3⅛)"  
380 x 570 x 60 (80)mm



**SQUARE**  
15 x 15 x 2⅜ (3⅛)"  
380 x 380 x 60 (80)mm



**SMALL RECTANGLE**  
7½ x 15 x 2⅜ (3⅛)"  
190 x 380 x 60 (80)mm

# Artline™



## PRODUCT PAIRINGS



### Pool & Wall Coping

Beacon Hill™ Coping  
See page 183



### Walls

U-Cara® Smooth  
See page 159



### Steps

SienaStone™ Smooth  
See page 185



STERLING



GRANITE MIST



FOSSIL

## 7 UNIT RANDOM BUNDLE DRIVE FRIENDLY



4 7/8 x 7 5/8 x 3 1/8"  
125 x 193 x 80mm



4 7/8 x 8 3/4 x 3 1/8"  
125 x 219 x 80mm



4 7/8 x 10 1/4 x 3 1/8"  
125 x 260 x 80mm



4 7/8 x 12 x 3 1/8"  
125 x 305 x 80mm



7 1/2 x 8 7/8 x 3 1/8"  
187 x 225 x 80mm



7 1/2 x 13 3/8 x 3 1/8"  
187 x 338 x 80mm



7 1/2 x 17 3/4 x 3 1/8"  
187 x 450 x 80mm



**CLASSIC**

# Brussels Block®



**PRODUCT PAIRINGS**



**Pool & Wall Coping**

Brussels Dimensional  
See page 170



**Walls**

Brussels Dimensional  
See page 170



**Steps**

Natural Stone  
See page 187



SANDSTONE



MAHOGANY



COFFEE CREEK



LIMESTONE



CHARCOAL  
XL, Standard and Fullnose only

**INDIVIDUAL UNITS**

DRIVE FRIENDLY

Antiqued Finish



**XL STONE**  
8 1/4 x 13 3/4 x 2 3/4"  
208 x 348 x 70mm



**STANDARD STONE**  
6 7/8 x 8 1/4 x 2 3/4"  
173 x 208 x 70mm



**HALF STONE**  
4 x 6 7/8 x 2 3/4"  
104 x 173 x 70mm



**FULLNOSE COPING**  
5 7/8 x 11 7/8 x 2 3/4"  
150 x 300 x 70mm

Color selection should be chosen from actual samples.

Sandstone with Brussels Dimensional Stone® (Sandstone)

# CLASSIC

# Treo Smooth



## PRODUCT PAIRINGS



### Pool & Wall Coping

Pisa™ Smooth  
See page 169



### Walls

Pisa Smooth  
See page 169



### Steps

SienaStone™ Smooth  
See page 185



GRANITE BLEND

**3 UNIT RANDOM BUNDLE** PERMEABLE DRIVE FRIENDLY



LARGE RECTANGLE  
9¼ x 13¾ x 3⅛"  
233 x 349 x 80mm



SQUARE  
9¼ x 9¼ x 3⅛"  
233 x 233 x 80mm



SMALL RECTANGLE  
4⅝ x 9¼ x 3⅛"  
116 x 223 x 80mm

Color selection should be chosen from actual samples.

Granite Blend with Cophorne® (Basalt) accent





**CLASSIC**

Hollandstone™



GRANITE



CHARCOAL



NATURAL



SIERRA

**INDIVIDUAL UNITS** DRIVE FRIENDLY



**4 x 8**  
 $3\frac{7}{8} \times 7\frac{7}{8} \times 2\frac{3}{8}$ "  
 100 x 200 x 60mm



**8 x 8**  
 $7\frac{7}{8} \times 7\frac{7}{8} \times 2\frac{3}{8}$ "  
 200 x 200 x 60mm

Not available in Sierra

Granite with Cophorne® (Basalt) accent





**ENDURACOLOR™**

# Holland Premier™ **New**



GRANITE MIST



DARK CHARCOAL



OPAL BLEND



FOSSIL

**INDIVIDUAL UNIT** DRIVE FRIENDLY



**4 x 8**  
3 7/8 x 7 7/8 x 2 3/8"  
100 x 200 x 60mm

Color selection should be chosen from actual samples.

Fossil





**TOP** Dark Charcoal and Granite Blend (mixed on site)

**BOTTOM** Sable Blend

Color selection should be chosen from actual samples.

## PRODUCT PAIRINGS



### Pool & Wall Coping

BeaconHill™ Coping  
See page 183



### Walls

U-Cara® Smooth  
See page 159



### Steps

SienaStone™ Smooth  
See page 185



# Mattoni™


---

Exclusive to **UNILOCK**



## ANTIQUED FINISH

---



GRANITE BLEND



DARK CHARCOAL



SABLE BLEND

## GRANITO BRUSHED FINISH

---



NOTTE



SCURO

See page 125 for  
additional Granito.

## INDIVIDUAL UNIT DRIVE FRIENDLY

---



2<sup>3</sup>/<sub>8</sub> x 9<sup>1</sup>/<sub>2</sub> x 2<sup>3</sup>/<sub>4</sub>"  
60 x 240 x 70mm





**PRODUCT PAIRINGS**



**Pool & Wall Coping**

Umbriano®  
See page 183



**Walls**

U-Cara® Umbriano  
See page 159



**Steps**

Natural Stone  
See page 187

**TOP** Summer Wheat

**BOTTOM** Winter Marvel

Color selection should be chosen from actual samples.




# Umbriano®

Exclusive to **JNIOLOCK™**



SUMMER WHEAT



GRENADA WHITE



WINTER MARVEL



FRENCH GREY

MIDNIGHT SKY  
7 x 14, 8 x 24" and 8 x 16" only



**3 UNIT RANDOM BUNDLE** AVAILABLE IN BOTH 60MM & 80MM  
60mm not suitable for vehicular applications. 80mm can handle vehicular loads.



**LARGE RECTANGLE**  
14¼ x 21½ x 2⅜ (3⅞)"  
360 x 540 x 60 (80)mm



**SQUARE**  
14¼ x 14¼ x 2⅜ (3⅞)"  
360 x 360 x 60 (80)mm



**SMALL RECTANGLE**  
7 x 14¼ x 2⅜ (3⅞)"  
180 x 360 x 60 (80)mm


**INDIVIDUAL UNITS** DRIVE FRIENDLY



7 x 14 x 2⅜ (3⅞)"  
180 x 360 x 60 (80)mm



**8 x 16**  
7⅞ x 15 ¾ x 2¾"  
200 x 400 x 70mm



**Hex**  
7⅞ x 7⅞ x 2¾"  
200 x 200 x 70mm

See page 123 for additional finishes.





Color selection should be chosen from actual samples.

Summer Wheat



# Umbriano® Slab

Exclusive to **UNILOCK**



SUMMER WHEAT



WINTER MARVEL



GRENADA WHITE



FRENCH GREY



MIDNIGHT SKY 8 x 24 and 18 x 36" only

## PEDESTRIAN ONLY



**8 x 24**  
7<sup>7</sup>/<sub>8</sub> x 23<sup>5</sup>/<sub>8</sub> x 2<sup>3</sup>/<sub>4</sub>"  
200 x 600 x 70mm



**12 x 24**  
11<sup>7</sup>/<sub>8</sub> x 23<sup>5</sup>/<sub>8</sub> x 2<sup>3</sup>/<sub>4</sub>"  
300 x 600 x 70mm



**16 x 16**  
15<sup>3</sup>/<sub>4</sub> x 15<sup>3</sup>/<sub>4</sub> x 2<sup>3</sup>/<sub>4</sub>"  
400 x 400 x 70mm



**New 18 x 36**  
17<sup>3</sup>/<sub>4</sub> x 35<sup>1</sup>/<sub>2</sub> x 2<sup>3</sup>/<sub>8</sub>"  
450 x 900 x 60mm



**18 x 36**  
17<sup>3</sup>/<sub>4</sub> x 35<sup>1</sup>/<sub>2</sub> x 3<sup>7</sup>/<sub>8</sub>"  
450 x 900 x 100mm



**36 x 36**  
35<sup>1</sup>/<sub>2</sub> x 35<sup>1</sup>/<sub>2</sub> x 3<sup>7</sup>/<sub>8</sub>"  
900 x 900 x 100mm





## PRODUCT PAIRINGS



### Pool & Wall Coping

Beacon Hill™ Coping  
See page 183



### Walls

U-Cara™ Pitched  
See page 159



### Walls

U-Cara Smooth  
See page 159



### Steps

SienaStone™ Smooth  
See page 185

**TOP** Frost with Cophorne® (Basalt) accent


**BOTTOM** Metallic Grey

Color selection should be chosen from actual samples.

# Revela™



Enhanced Surface



FROST



METALLIC GREY



SAVANNAH

## 3 UNIT RANDOM BUNDLE DRIVE FRIENDLY



LARGE RECTANGLE  
14¼ x 21¼ x 3⅞"  
360 x 540 x 80mm




SQUARE  
14¼ x 14¼ x 3⅞"  
360 x 360 x 80mm



SMALL RECTANGLE  
7 x 14¼ x 3⅞"  
180 x 360 x 80mm

## SLAB PEDESTRIAN ONLY



21¼ x 35½ x 2⅜"  
540 x 900 x 60mm

## 4 x 12 DRIVE FRIENDLY



3⅞ x 11⅞ x 4"  
100 x 300 x 100mm

Metallic Grey Only





**TOP** Summer Wheat (Umbriano Finish)

**BOTTOM** Scuro (Granito Finish) with Beacon Hill™ Smooth (Opal Blend) pavers

Color selection should be chosen from actual samples.





# Hex™

---



**8 x 8**  
7<sup>1</sup>/<sub>8</sub> x 7<sup>1</sup>/<sub>8</sub> x 2<sup>3</sup>/<sub>4</sub>"  
200 x 200 x 70mm

**UMBRIANO FINISH** DRIVE FRIENDLY

ColorFusion™


*See page 117-119 for additional shapes*



SUMMER WHEAT



WINTER MARVEL



FRENCH GREY

**GRANITO™ FINISH** DRIVE FRIENDLY

Artista™

*See page 125 for additional shapes*



SABIA



NOTTE



SCURO





## PRODUCT PAIRINGS



### Pool & Wall Coping

Umbriano®  
See page 183



### Walls

U-Cara® Umbriano  
See page 159



### Steps

Natural Stone  
See page 187

**TOP** Granito (Sabia Hex) with Copthorne® (Basalt) border and U-Cara® Smooth (Granite Mist) wall with Ledgestone™ (Buff) coping


**BOTTOM** Granito (Notte Hex)

Color selection should be chosen from actual samples.



# Granito™

Exclusive to **UNILOCK**



NOTTE



SABIA



SCURO

**3 UNIT RANDOM BUNDLE** PEDESTRIAN ONLY ————— FLAGSTONE TEXTURE



LARGE RECTANGLE  
14 x 21 x 2<sup>3</sup>/<sub>8</sub>"  
360 x 540 x 60mm



SQUARE  
14 x 14 x 2<sup>3</sup>/<sub>8</sub>"  
360 x 360 x 60mm



SMALL RECTANGLE  
7 x 14 x 2<sup>3</sup>/<sub>8</sub>"  
180 x 360 x 60mm



NOTTE



SABIA



SCURO

**HEX UNIT** DRIVE FRIENDLY ————— SMOOTH TEXTURE



**8x8**  
7<sup>7</sup>/<sub>8</sub> x 7<sup>7</sup>/<sub>8</sub> x 2<sup>3</sup>/<sub>4</sub>"  
200 x 200 x 70mm

See page 123 for  
additional finishes





**ENDURACOLOR™**

ARTISTA™  
Boldly mottled color finish

 **EasyClean™**  
Factory sealed for  
integral stain resistance



# Granito™ Mix

---



NOTTE BLEND

Exclusive to **UNILOCK**

**3 FINISH MIXED BUNDLE** DRIVE FRIENDLY



7 x 14 x 3/8"  
180 x 360 x 80mm



7 x 14 x 3/8"  
180 x 360 x 80mm



7 x 14 x 3/8"  
180 x 360 x 80mm

Color selection should be chosen from actual samples.

Notte Blend





**ENDURACOLOR™**

**EcoTerra**   
 Reduced carbon emissions and refined surface protection



# Promenade™ EcoTerra **New**



LIGHT STEEL GREY BLEND



LIGHT OPAL BLEND

**INDIVIDUAL UNIT** DRIVE FRIENDLY

Enhanced Surface



**4 x 12**  
3 7/8 x 11 7/8 x 2 3/4"  
100 x 300 x 70mm

Color selection should be chosen from actual samples.

Light Steel Grey Blend





## PRODUCT PAIRINGS



### Pool & Wall Coping

Beacon Hill™ Coping  
See page 183



### Walls

U-Cara® Pitched  
See page 159



### Walls

U-Cara Smooth  
See page 159



### Steps

SienaStone™ Smooth  
See page 185

**TOP** Opal Blend, Steel Grey Blend, Granite Blend and Black Granite with Beacon Hill™ Slab (Opal Blend) banding

**BOTTOM** Opal Blend, Steel Grey Blend, Granite Blend and Black Granite

Color selection should be chosen from actual samples.

# Promenade™



**SMOOTH FINISH** DRIVE FRIENDLY



OPAL BLEND



**8 x 24**  
7<sup>7</sup>/<sub>8</sub> x 23<sup>5</sup>/<sub>8</sub> x 4"  
200 x 600 x 100mm



STEEL GREY BLEND



**4 x 16**  
3<sup>3</sup>/<sub>8</sub> x 15<sup>3</sup>/<sub>4</sub> x 4"  
100 x 400 x 100mm



SANDSTONE 4x12 Only



**4 x 12**  
3<sup>3</sup>/<sub>8</sub> x 11<sup>7</sup>/<sub>8</sub> x 4"  
100 x 300 x 100mm

**IL CAMPO FINISH** DRIVE FRIENDLY

Brushed Finish



LIGHT GREY



**8 x 24**  
7<sup>7</sup>/<sub>8</sub> x 23<sup>5</sup>/<sub>8</sub> x 4"  
200 x 600 x 100mm



GRANITE BLEND



**4 x 12**  
3<sup>3</sup>/<sub>8</sub> x 11<sup>7</sup>/<sub>8</sub> x 4"  
100 x 300 x 100mm

See page 130 for additional shapes.



DARK CHARCOAL

**SERIES FINISH** DRIVE FRIENDLY

Exposed Granite



BLACK GRANITE



**8 x 24**  
7<sup>7</sup>/<sub>8</sub> x 23<sup>5</sup>/<sub>8</sub> x 4"  
200 x 600 x 100mm



**4 x 12**  
3<sup>3</sup>/<sub>8</sub> x 11<sup>7</sup>/<sub>8</sub> x 4"  
100 x 300 x 100mm

See page 131 for additional shapes.





**ENDURACOLOR™**

Exclusive to **JUNILOCK**

# Il Campo®



Brushed Finish



DARK CHARCOAL



GRANITE BLEND



LIGHT GREY



SANDSTONE

## 70MM & 80MM DRIVE FRIENDLY



**4 x 8**  
 $3\frac{3}{8} \times 7\frac{7}{8} \times 2\frac{3}{4}$ "  
 100 x 200 x 70mm  
 Dark Charcoal only



**7 x 14**  
 $7 \times 14\frac{1}{4} \times 3\frac{1}{8}$ "  
 180 x 360 x 80mm  
 Dark Charcoal only



**8 x 16**  
 $7\frac{7}{8} \times 15\frac{3}{4} \times 2\frac{3}{4}$ "  
 200 x 400 x 70mm  
 All Colors

## 100MM DRIVE FRIENDLY

See page 129 for additional finishes.



**8 x 24**  
 $7\frac{7}{8} \times 23\frac{5}{8} \times 4$ "  
 200 x 600 x 100mm  
 Not available in Sandstone



**4 x 12**  
 $3\frac{3}{8} \times 11\frac{7}{8} \times 4$ "  
 100 x 300 x 100mm  
 Not available in Sandstone

Color selection should be chosen from actual samples.

Granite Blend



**ENDURACOLOR™**

# Series™



Exposed Granite



BLACK GRANITE



MOUNTAIN MIST



GLACIER

**70MM & 80MM DRIVE FRIENDLY**



**4 x 8**  
 $3\frac{7}{8} \times 7\frac{7}{8} \times 2\frac{3}{4}$ "  
 100 x 200 x 70mm  
 Black Granite only



**8 x 8**  
 $7\frac{7}{8} \times 7\frac{7}{8} \times 2\frac{3}{4}$ "  
 200 x 200 x 70mm  
 All Colors



**8 x 16**  
 $7\frac{7}{8} \times 15\frac{3}{4} \times 2\frac{3}{4}$ "  
 200 x 400 x 70mm  
 All Colors

**100MM DRIVE FRIENDLY**



**8 x 24**  
 $7\frac{7}{8} \times 23\frac{5}{8} \times 4$ "  
 200 x 600 x 100mm  
 Black Granite only



**4 x 12**  
 $3\frac{7}{8} \times 11\frac{7}{8} \times 4$ "  
 100 x 300 x 100mm  
 Black Granite only

See page 129 for additional finishes.

Color selection should be chosen from actual samples.


Glacier, Mountain Mist and Black Granite (8 x 16")






**ENDURACOLOR™**

# Eco-Priora™ Premier



OPAL BLEND



STEEL GREY BLEND



**RECTANGLE** PERMEABLE DRIVE FRIENDLY



**5 x 10**  
4¾ x 9½ x 3⅛"  
120 x 240 x 80mm

Color selection should be chosen from actual samples.

Steel Grey Blend



**ENDURACOLOR**

# Eco-Promenade®



OPAL BLEND

**RECTANGLE** PERMEABLE DRIVE FRIENDLY



**3 x 12**  
3 x 11<sup>7</sup>/<sub>8</sub> x 4"  
75 x 300 x 100mm

Color selection should be chosen from actual samples.

Opal Blend with Custom accent





**ENDURACOLOR™**

# Tribeca Cobble™



CRYSTALLINE BASALT



PEPPERED GRANITE



**3 UNIT RANDOM BUNDLE** PERMEABLE DRIVE FRIENDLY

Exposed Granite



LARGE RECTANGLE  
5 x 12 x 2<sup>3</sup>/<sub>4</sub>"  
130 x 305 x 70mm



MEDIUM RECTANGLE  
5 x 9 x 2<sup>3</sup>/<sub>4</sub>"  
130 x 230 x 70mm



SMALL RECTANGLE  
5 x 6<sup>7</sup>/<sub>8</sub> x 2<sup>3</sup>/<sub>4</sub>"  
130 x 175 x 70mm

Color selection should be chosen from actual samples.

Crystalline Basalt with Peppered Granite accent





**ENDURACOLOR™**

# Nordic Cobble™



OPAL BLEND **NEW**



GRANITE MIST **NEW**



DARK CHARCOAL **NEW**

**INDIVIDUAL UNIT** PERMEABLE DRIVE FRIENDLY



TRAPEZOID  
3<sup>5</sup>/<sub>8</sub> x 3<sup>3</sup>/<sub>4</sub> x 2<sup>3</sup>/<sub>8</sub>"  
89.9 x 94 x 60mm

Color selection should be chosen from actual samples.

Opal Blend and Granite Mist mix with Courtstone® accent





**TOP** Graustein

**BOTTOM** Unilock Grey Travertine

Color selection should be chosen from actual samples.

# Porcelain Tile

Suitable for wood deck and concrete overlays.



## 24 x 24 PEDESTRIAN ONLY



GOTHAM GREY  
 DELCONCA USA



TRAVSTONE BEIGE  
 DELCONCA USA



GRAUSTEIN  
 CAESAR



**24 x 24**  
 23<sup>5</sup>/<sub>8</sub> x 23<sup>5</sup>/<sub>8</sub> x <sup>3</sup>/<sub>4</sub>"  
 600 x 600 x 20mm

## 16 x 32 PEDESTRIAN ONLY



UNILOCK  
 COSMIC GREY



UNILOCK  
 DOVE GREY TRAVERTINE



TRAVSTONE BEIGE  
 DELCONCA USA



**16 x 32**  
 15<sup>3</sup>/<sub>4</sub> x 31<sup>1</sup>/<sub>2</sub> x <sup>3</sup>/<sub>4</sub>"  
 400 x 800 x 20mm

Please contact your contractor or a local Unilock Authorized Dealer for more information and availability.





- TOP** Indian Coast  
**LEFT** Stone Cliff Grey  
**RIGHT** Castle Grey

Color selection should be chosen from actual samples.



# Natural Stone

Suitable for pool decks, wood decks, patios, entrances and concrete overlays.



## SANDSTONE & LIMESTONE PEDESTRIAN ONLY



GREYFIELD SANDSTONE



INDIAN COAST SANDSTONE




IVORY SAND SANDSTONE



STONE CLIFF GREY SANDSTONE



BLACK RIVER LIMESTONE



## GRANITE PEDESTRIAN ONLY




BLACK OYSTER



CASTLE GREY




GALAXY FROST



Please contact your contractor or a local Unilock Authorized Dealer for more information and availability.





Scan here for  
project inspiration.



# Richcliff®

EXCLUSIVE TO **JNIOCK**

Inspired by the texture of natural cut flagstone, Richcliff offers superior durability and timeless appeal ideal for driveways, patios, walkways and commercial projects.

A multitude of stone textures were cast using Reala™ Technology, to ensure that finished projects will have a completely random and natural appearance. And unlike natural stone, which can crack, split and fade, Richcliff is virtually indestructible.

 **ELEGANCE™**







## PRODUCT PAIRINGS



### Pool & Wall Coping

Umbriano  
See page 183



### Walls

U-Cara® Smooth  
See page 159



### Walls

U-Cara Umbriano®  
See page 159



### Steps

Natural Stone  
See page 187

**TOP** Dawn Mist and Pebble Taupe (mixed on site)

**BOTTOM** Dawn Mist and Pebble Taupe (mixed on site)

Color selection should be chosen from actual samples.



# Richcliff®

Exclusive to **UNILOCK**



SMOKE SHALE



DAWN MIST



PEBBLE TAUPE



PEBBLE TAUPE / DAWN MIST  
Blended on Site

**3 UNIT RANDOM BUNDLE** DRIVE FRIENDLY



RECTANGLE  
8<sup>7</sup>/<sub>8</sub> x 11<sup>7</sup>/<sub>8</sub> x 2<sup>3</sup>/<sub>8</sub>"  
226 x 300 x 60mm



SQUARE  
8<sup>7</sup>/<sub>8</sub> x 8<sup>7</sup>/<sub>8</sub> x 2<sup>3</sup>/<sub>8</sub>"  
226 x 226 x 60mm



SMALL RECTANGLE  
5<sup>7</sup>/<sub>8</sub> x 8<sup>7</sup>/<sub>8</sub> x 2<sup>3</sup>/<sub>8</sub>"  
150 x 226 x 60mm

**LARGE RECTANGLE** PEDESTRIAN ONLY



11<sup>7</sup>/<sub>8</sub> x 20<sup>7</sup>/<sub>8</sub> x 2<sup>3</sup>/<sub>8</sub>"  
302 x 528 x 60mm





Scan here for  
project inspiration.



# Courtstone®

EXCLUSIVE TO **JNIOCK**

The polished look of Courtstone brings a luxurious, old-world elegance, with Ultima™ Concrete Technology providing up to four times the strength of conventional poured concrete.

The unique shapes of Courtstone are cast from real European cobblestones using Reala™ Technology, but manufactured with a consistent base for efficient installation and superior interlock.

 **ELEGANCE™**







## PRODUCT PAIRINGS



### Pool & Wall Coping

Umbriano®  
See page 183



### Walls

U-Cara® Smooth  
See page 159



### Walls

U-Cara Umbriano  
See page 159



### Steps

Natural Stone  
See page 187

**TOP** Basalt

**BOTTOM** Basalt with Umbriano® (Summer Wheat)

Color selection should be chosen from actual samples.



ULTIMA™

Up to 4x stronger than poured-in-place concrete

REALA™

Cast from European cobblestones



COURTSTONE

# Courtstone®

Exclusive to **UNILOCK**



BASALT

## 5 UNIT RANDOM BUNDLE DRIVE FRIENDLY



XL Rectangle  
5 1/8 x 8 3/8 x 2 3/8"  
130 x 215 x 60mm



LARGE RECTANGLE  
5 1/8 x 7 1/4 x 2 3/8"  
130 x 185 x 60mm



RECTANGLE  
5 1/8 x 6 1/2 x 2 3/8"  
130 x 165 x 60mm



SMALL RECTANGLE  
5 1/8 x 5 3/4 x 2 3/8"  
130 x 145 x 60mm



SQUARE  
5 1/8 x 5 1/8 x 2 3/8"  
130 x 130 x 60mm





Scan here for  
project inspiration.



# Town Hall®

EXCLUSIVE TO **JNIOLOCK**

Modeled after historic North American clay street pavers, Town Hall is perfect for any traditional or permeable applications. The rich colors and classic shape also make it a popular border or accent paver.

Town Hall textures were cast from a multitude of different surfaces using Reala™ Technology, for a vintage, streetscape charm that stands the test of time.

 **ELEGANCE**







## PRODUCT PAIRINGS



### Pool & Wall Coping

Umbriano®  
See page 183



### Walls

U-Cara® Smooth  
See page 159



### Walls

U-Cara Umbriano  
See page 159



### Steps

Natural Stone  
See page 187

**TOP** Basalt

**BOTTOM** 3 Color Blend

Color selection should be chosen from actual samples.





ULTIMA™  
Up to 4x stronger than  
poured-in-place concrete

REALA™  
Cast from  
historical brick

EasyClean™  
Factory sealed for  
integral stain resistance



# Town Hall®

Exclusive to **UNILOCK**



BURGUNDY RED



BURNT CLAY



OLD OAK



3 COLOR BLEND Blended on Site



BASALT

**INDIVIDUAL UNIT** PERMEABLE DRIVE FRIENDLY



3 7/8 x 9 7/8 x 2 3/4"  
100 x 250 x 70mm





Scan here for  
project inspiration.



# Copthorne®

EXCLUSIVE TO **JNIOCK**

Inspired by the rich color and timeworn beauty of European street pavers, Copthorne offers more delicate dimensions than Town Hall®. These proportions make it possible to design curved walkways and borders without the need for cutting.

Cast using Reala™ Technology for an authentic surface appearance, and Ultima™ Concrete Technology to deliver up to four times the strength of conventional poured concrete, Copthorne offers timeless beauty.

 **ELEGANCE™**







## PRODUCT PAIRINGS



### Pool & Wall Coping

Umbriano®  
See page 183



### Walls

U-Cara® Smooth  
See page 159



### Walls

U-Cara Umbriano  
See page 159



### Steps

Natural Stone  
See page 187

**TOP** 3 Color Grey Blend

**BOTTOM** 3 Color Blend with Basalt accent and Beacon Hill™ Smooth (Granite Mist)

Color selection should be chosen from actual samples.



# Copthorne®

Exclusive to **UNILOCK**



BURGUNDY RED



BURNT CLAY



OLD OAK



3 COLOR BLEND  
Blended on Site



ARCTIC GREY **NEW**



STEEL BLUE



BASALT



3 COLOR GREY BLEND  
Blended on Site

**INDIVIDUAL UNIT** DRIVE FRIENDLY



2<sup>5</sup>/<sub>8</sub> x 7<sup>7</sup>/<sub>8</sub> x 2<sup>3</sup>/<sub>8</sub>"  
65 x 200 x 60mm







# Retaining Walls & Vertical Features

---

Unlimited creative possibilities exist for retaining soil or building vertical features like grill islands and firepits.

**Pavers:** Treo® Smooth (Granite Mist) and Granito™ (Sabia) Hex with Copthorne® (Basalt) accent  
**Wall:** U-Cara® Wall Mount System with U-Cara Smooth Fascia Panels (Granite Mist)





## NEW PANELS COMING SOON

### COMING SOON SUBWAY PANEL



INDIANA BUFF



OPAL BLEND




CHARCOAL

### COMING SOON LAVANO PANEL



FOSSIL



GRANITE MIST

### COMING SOON NEOLINE PANEL



INDIANA BUFF



STERLING





reddot

2019

U-Cara received the "red dot" award for high design quality and innovation.

# U-Cara® Multi-Face Wall System

This patented wall system, exclusive to Unilock, represents a revolution in wall design. With U-Cara it's now possible to design walls, pillars, planters, fire features, grill islands and more.

## FASCIA PANELS



### SMOOTH PANEL



OPAL BLEND




GRANITE MIST



LINEN GREY **NEW**




STERLING



DARK CHARCOAL



LINEN BUFF **NEW**



INDIANA BUFF



ALMOND GROVE



FOSSIL

### UMBRIANO PANEL



SUMMER WHEAT



GRENADA WHITE



WINTER MARVEL



FRENCH GREY



MIDNIGHT SKY

### PITCHED PANEL



ALMOND GROVE



GRANITE MIST

### SERIES 3" PANEL



BLACK GRANITE





**TOP** Winter Marvel Umbriano with Umbriano (French Grey) pavers and Umbriano coping

**LEFT** Opal Blend Smooth with Granite Mist Pitched accent

**RIGHT** Dark Charcoal Smooth

Color selection should be chosen from actual samples.

# U-Cara® Multi-Face Wall System



## 1 BASE UNIT



**UNIVERSAL  
BASE UNIT**  
19 x 14 x 2"  
482 x 355 x 55mm

## 2 BACKER BLOCKS



**SURETRACK  
STANDARD**  
6 x 8 x 6"  
150 x 200 x 150mm



**SURETRACK  
LARGE BACKER  
CORNER/PILLAR**  
6 x 7 x 12"  
150 x 175 x 300mm



**SURETRACK  
CORNER INSERT**  
L = 2"  
50mm

## 3 FASCIA PANELS

6" STANDARD FASCIA



5<sup>7</sup>/<sub>8</sub> x 18<sup>3</sup>/<sub>8</sub> x 2<sup>3</sup>/<sub>8</sub>"  
150 x 466 x 60mm

3" SERIES PANEL



2<sup>7</sup>/<sub>8</sub> x 9 x 2<sup>3</sup>/<sub>8</sub>"  
71 x 231 x 60mm

2 UNIT CORNER BUNDLE



**CLOSED-END  
FASCIA PANEL**  
5<sup>7</sup>/<sub>8</sub> x 20<sup>7</sup>/<sub>8</sub> x 2<sup>3</sup>/<sub>8</sub>"  
150 x 530 x 60mm



**STANDARD FASCIA  
HALF PANEL**  
5<sup>7</sup>/<sub>8</sub> x 9<sup>1</sup>/<sub>4</sub> x 2<sup>3</sup>/<sub>8</sub>"  
150 x 233 x 60mm

## 4 FASCIA PANEL STYLES



SMOOTH



PITCHED




UMBRIANO



SERIES



SUBWAY



LAVANO



NEOLINE

## 5 COPING

**BEACON HILL™ COPING**



SEE PAGE 183

**UMBRIANO COPING**



SEE PAGE 183

**UNIVERSAL COPING**



SEE PAGE 184

**URBAN/URBAN ALLURE COPING**

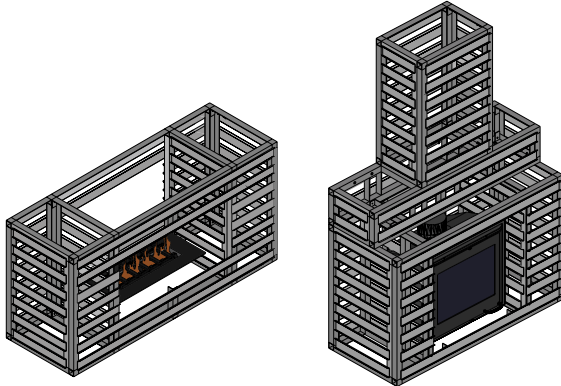
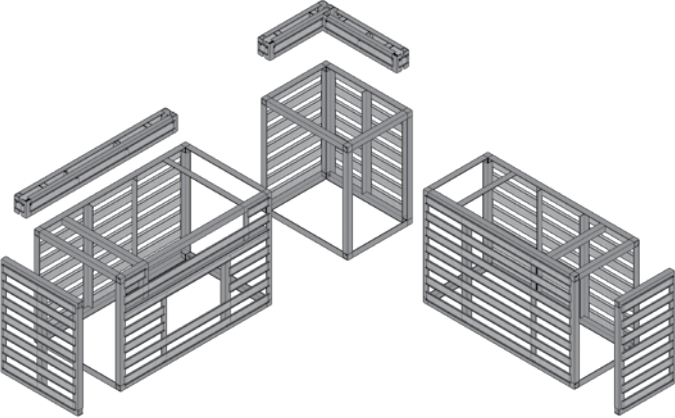


SEE PAGE 182



# U-Cara® Modular System

Our U-Cara Modular System offers a variety of aluminium frames that can be mixed and matched to construct vertical features like grill islands, fire features and pillars.



Speak to your contractor to select a design and a U-Cara fascia panel finish to suit your project.

# U-Cara® Wall Mount System

---

The U-Cara Wall Mount System allows you to put the finishing touches on your project by cladding existing structures with U-Cara fascia panels.



Ideal for garden sheds, wing walls, exposed foundation, existing steps or concrete and wood substrates.





**TOP** Granite Blend with Mattoni™ (Dark Charcoal) accent and Beacon Hill™ Smooth (Granite Mist)

**BOTTOM** Granite Blend and Charcoal accent with Artline™ (Fossil) pavers and Natural Stone (Black river) coping

Color selection should be chosen from actual samples.

## PRODUCT PAIRINGS



### Paver

Metro™ Smooth  
See page 103



### Pool & Wall Coping

Universal  
See page 184



### Steps

SienaStone™ Smooth  
See page 185

# CLASSIC

## Lineo™ Dimensional Stone

---



SAFARI



DUSK



GRANITE BLEND




CHARCOAL

### 4 UNIT RANDOM BUNDLE

---



4 x 24 x 8"  
100 x 600 x 200mm



4 x 20 x 8"  
100 x 500 x 200mm




4 x 16 x 8"  
100 x 400 x 200mm



4 x 12 x 8"  
100 x 300 x 200mm



**PILLAR / CORNER**  
4 x 16 x 8"  
100 x 400 x 200mm



**U-GRIP™ BASE PAD**  
14 x 19 x 2"  
355 x 482 x 55mm





## PRODUCT PAIRINGS



**Paver**  
Richcliff®  
Page 141



**Pool & Wall Coping**  
Ledgestone™  
See page 186



**Steps**  
Rivercrest with  
Ledgestone coping  
Page 186

**TOP** Coastal Slate with Copthorne® (Basalt) accent and Umbriano® (Winter Marvel) pavers

**BOTTOM** Coastal Slate with Natural Stone (Black River) coping

Color selection should be chosen from actual samples.



2013

Rivercrest received the "red dot" award for high design quality and innovation.

# Rivercrest® Wall



COASTAL SLATE



BUFF

## 4 UNIT RANDOM BUNDLE



STANDARD UNIT 1  
8 x 9-10 x 2¼"  
200 x 230-250 x 57mm



STANDARD UNIT 2  
12 x 9-10 x 2¼"  
300 x 230-250 x 57mm



STANDARD UNIT 3  
12 x 9-10 x 2¼"  
300 x 230-250 x 57mm



STANDARD UNIT 4  
17 x 9-10 x 2¼"  
425 x 230-250 x 57mm

## 2 UNIT CORNER BUNDLE



LONG CORNER UNIT  
17½ x 9-10 x 2¼"  
450 x 230-250 x 57mm



SHORT CORNER UNIT  
14½ x 9-10 x 2¼"  
375 x 230-250 x 57mm





## PRODUCT PAIRINGS



### Paver

Windermere™ Smooth  
See page 101



### Pool & Wall Coping

Pisa™ Smooth  
See page 169



### Steps

SienaStone™ Smooth  
See page 185

**TOP** Granite Blend with Universal Coping (Light Grey) and Natural Stone (Black River) pillar cap

**BOTTOM** Granite Blend with Universal Coping (Charcoal)

Color selection should be chosen from actual samples.

# CLASSIC

## Pisa Smooth™

---




CHARCOAL **NEW**



DUSK **NEW**



SAFARI **NEW**




GRANITE BLEND




CLIFFSIDE GREY



**STANDARD/CORNER**  
10<sup>7</sup>/<sub>8</sub> x 21<sup>3</sup>/<sub>4</sub> x 3<sup>3</sup>/<sub>8</sub>"  
275 x 550 x 85mm



**COPING**  
13<sup>7</sup>/<sub>8</sub> x 21<sup>3</sup>/<sub>4</sub> x 3<sup>3</sup>/<sub>8</sub>"  
350 x 550 x 85mm



**PILLAR**  
10<sup>7</sup>/<sub>8</sub> x 21<sup>3</sup>/<sub>4</sub> x 3<sup>3</sup>/<sub>8</sub>"  
275 x 550 x 85mm



**U-GRIP™ BASE PAD**  
14 x 19 x 2"  
355 x 482 x 55mm



**JUMPER STANDARD/  
CORNER**  
10<sup>7</sup>/<sub>8</sub> x 21<sup>3</sup>/<sub>4</sub> x 6<sup>2</sup>/<sub>3</sub>"  
275 x 550 x 170mm



# CLASSIC

## Brussels Dimensional Stone®



### PRODUCT PAIRINGS



#### Paver

Brussels Block®  
See page 64



#### Pool & Wall Coping

Brussels Fullnose™  
See page 64



#### Pool & Wall Coping

Universal  
See page 184



#### Steps

SienaStone™ Smooth  
See page 185



SANDSTONE



COFFEE CREEK



MAHOGANY



LIMESTONE



CHARCOAL



#### STANDARD

12 x 4 x 8"  
300 x 100 x 200mm



#### U-GRIP™ BASE PAD

14 x 19 x 2"  
355 x 482 x 55mm



### SUNSET FIREPIT KITS

Available in Coffee Creek, Mahogany and Sandstone



Round



Square

# CLASSIC

## Pisa™



### PRODUCT PAIRINGS



**Paver**  
Hollandstone™  
See page 112



**Pool & Wall Coping**  
Pisa™  
See page 169



**Steps**  
SienaStone™  
See page 185



NATURAL



GRANITE



MAHOGANY



SIERRA



**STANDARD**  
8 x 12 x 6"  
200 x 300 x 150mm



**TAPERED**  
8 x 12 x 6"  
200 x 300 x 150mm



**CORNER**  
8 x 12 x 6"  
200 x 300 x 150mm



**24" COPING**  
12 x 24 x 3"  
300 x 600 x 75mm



**U-GRIP™ BASE PAD**  
14 x 19 x 2"  
355 x 482 x 55mm





## CLASSIC

# SienaStone™



NATURAL




**CORNER 45°**  
**(LEFT & RIGHT)**  
 20 x 43<sup>1</sup>/<sub>3</sub> x 7<sup>1</sup>/<sub>4</sub>"  
 500 x 1100 x 185mm



**CORNER 90°**  
**(LEFT & RIGHT)**  
 20 x 43<sup>1</sup>/<sub>3</sub> x 7<sup>1</sup>/<sub>4</sub>"  
 500 x 1100 x 185mm



**STANDARD 925**  
 37<sup>1</sup>/<sub>2</sub> x 47<sup>1</sup>/<sub>4</sub> x 7<sup>1</sup>/<sub>4</sub>"  
 925 x 1200 x 185mm



**STANDARD 500**  
 20 x 47<sup>1</sup>/<sub>4</sub> x 7<sup>1</sup>/<sub>4</sub>"  
 500 x 1200 x 185mm



**STANDARD 333**  
 13 x 47<sup>1</sup>/<sub>4</sub> x 7<sup>1</sup>/<sub>4</sub>"  
 333 x 1200 x 185mm



**COPING**  
 20 x 47<sup>1</sup>/<sub>4</sub> x 7<sup>1</sup>/<sub>4</sub>"  
 500 x 1200 x 185mm

Color selection should be chosen from actual samples.



**CLASSIC**

# SienaStone™ Smooth



GRANITE BLEND



SAFARI



**STANDARD 375**  
14<sup>3</sup>/<sub>4</sub> x 47<sup>1</sup>/<sub>4</sub> x 7"  
375 x 1200 x 180mm



**CORNER 375**  
14<sup>3</sup>/<sub>4</sub> x 38<sup>3</sup>/<sub>8</sub> x 7"  
375 x 975 x 180mm



**COPING 383**  
15 x 47<sup>1</sup>/<sub>4</sub> x 7"  
383 x 1200 x 180mm



**CLOSED-END  
COPING 383**  
15 x 47<sup>1</sup>/<sub>4</sub> x 7"  
383 x 1200 x 180mm

Color selection should be chosen from actual samples.

Granite Blend



# Firepits and Fire Features

---

Imagine flames crackling on a cool night, curling up under the stars with friends and family, and sipping a warm cup of hot chocolate. Soak up that sense of bliss from your backyard with a Unilock firepit!





## HEAT DAMAGE PREVENTION

To ensure a long-lasting fire feature, direct exposure to extreme heat from an open flame should be avoided. Always construct fire features with a protective heat barrier such as a metal insert, refractory blocks or approved firebrick to prevent potential heat damage.

**NOTE:** Large fires and extreme heat are detrimental to concrete.

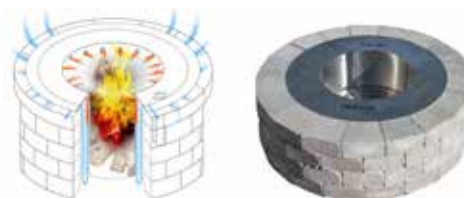
## SUNSET FIREPIT KIT



## UNILOCK REDUCED SMOKE INSERT

**ZENTRO TECHNOLOGY FIREPIT INSERT AVAILABLE FOR ALL FIREPIT KITS.**

There's nothing like relaxing around a roaring fire to bring family and friends closer together. But with ordinary firepits, smoke always blows in someone's face - usually yours. With Unilock Reduced Smoke Inserts, stinging eyes are a thing of the past. Zentro's patent-pending technology reburns smoke before it gets anywhere near your eyes. Say hello to good times and goodbye to smoke.



### FIREPIT INSERT

Firepit kit comes with a firepit insert (sold separately) that fits securely into the firepit.



# Outdoor Kitchens

---

There's nothing more fun than cooking al fresco. An outdoor kitchen is an entire, defined space dedicated to preparing meals among family and friends, but with a much livelier backdrop!



Learn about things to consider when designing your outdoor kitchen.







*U-Cara*

## Design Considerations

Think about how you'll use the space, the outdoor appliances you need, the best location for a kitchen in your yard, and how it will weather in the elements over time.



*Rivercrest™ Wall*



*Lineo- Dimensional Stone*

From a practical side, an outdoor kitchen is an extension of your home's living and entertaining space, allowing you to make the most of your backyard.



# Water Features & Pillars

---

From fountains and ponds, to waterfalls and custom water features, these soothing additions are a popular way to enhance your landscape design.




Elevate your outdoor space to new heights by incorporating pillars into your design. With varying heights and functions, pillars create a sense of permanence and strength while also adding visual flair. Take it a step further by incorporating landscape lighting into your pillars to set the mood at night.




# Creative Ideas

---

The versatility of Unilock products provides a playground for your imagination. From mixing patterns and colors to create a custom sports court, to utilizing Unilock wall systems to beautify a utilitarian window well, the possibilities are endless!



This small storage area becomes a thing of beauty, paved with Unilock Beacon Hill™ Smooth and Universal Coping treads.









# Steps, Treads, Coping & Caps

---

From classic, fullnose shapes to pitched-face edges, our steps, treads and coping offer a wide variety of choices for the finishing touch on your project.



# Urban™ Coping

---

ENDURACOLOR™



INDIANA BUFF



STERLING



DARK CHARCOAL **NEW**



**CHAMFERED**  
19 x 35½ x 2¾"  
485 x 900 x 60mm



**BULLNOSE**  
19 x 35½ x 2¾"  
485 x 900 x 60mm

---

# Urban Allure Coping **New**

 **comfort step.**  
Ultra-smooth surface texture

ENDURACOLOR™



LINEN BUFF



LINEN GREY



**CHAMFERED**  
19 x 35½ x 2¾"  
485 x 900 x 60mm



**BULLNOSE**  
19 x 35½ x 2¾"  
485 x 900 x 60mm



# Umbriano® Coping

ENDURACOLOR™

Exclusive to **JNIBLOCK**



SUMMER WHEAT



GRENADA WHITE



WINTER MARVEL



FRENCH GREY



MIDNIGHT SKY



**BULLNOSE**  
14 x 24 x 2<sup>3</sup>/<sub>8</sub>"  
360 x 600 x 60mm



**CHAMFERED**  
14 x 24 x 2<sup>3</sup>/<sub>8</sub>"  
360 x 600 x 60mm

# Beacon Hill™ Coping

ENDURACOLOR™



ALMOND GROVE



GRANITE MIST



**BULLNOSE**  
14 x 24 x 2<sup>3</sup>/<sub>8</sub>"  
360 x 600 x 60mm



FOSSIL



OPAL BLEND



**CHAMFERED**  
14 x 24 x 2<sup>3</sup>/<sub>8</sub>"  
360 x 600 x 60mm





# Universal Coping

ENDURACOLOR™



LIGHT GREY



DARK CHARCOAL



**COPING/STEP**  
14 x 19 x 2<sup>3</sup>/<sub>4</sub>"  
355 x 482 x 70mm

# Pisa™ Smooth Coping



CLIFFSIDE GREY



GRANITE BLEND




DUSK **NEW**



SAFARI **NEW**



CHARCOAL **NEW**



**COPING**  
13<sup>7</sup>/<sub>8</sub> x 21<sup>3</sup>/<sub>4</sub> x 3<sup>3</sup>/<sub>8</sub>"  
350 x 550 x 85mm

# Pisa Coping



GRANITE



MAHOGANY



NATURAL



SIERRA



**24" COPING**  
11<sup>7</sup>/<sub>8</sub> x 23<sup>5</sup>/<sub>8</sub> x 3"  
300 x 600 x 75mm

# SienaStone™ Smooth Step



GRANITE BLEND




DUSK



SAFARI



CLIFFSIDE GREY



CHARCOAL



**48" STEP**  
20 x 47 $\frac{1}{4}$  x 7"  
500 x 1200 x 180mm



**72" STEP**  
20 x 70 $\frac{3}{4}$  x 7"  
500 x 1800 x 180mm

Not available in Cliffside Grey

**NOTE:** 2 Edge details available on the same unit (Chamfer and Rounded)  
Contact a Unilock representative for more information.

# SienaStone Step



GRANITE



MAHOGANY



NATURAL



**48" STEP**  
19 $\frac{3}{4}$  x 47 $\frac{1}{4}$  x 7 $\frac{3}{8}$ "  
500 x 1200 x 185mm



# Ledgestone™

## Coping & Step

STONEMARK™

SPECIAL ORDER PRODUCT



BUFF



GREY



**COPING**

12 x 24 x 2<sup>3</sup>/<sub>4</sub>"  
305 x 610 x 70mm



**CLOSED END COPING**

12 x 24 x 2<sup>3</sup>/<sub>4</sub>"  
305 x 610 x 70mm



**FULLNOSE COPING**

12 x 24 x 2<sup>3</sup>/<sub>8</sub>"  
305 x 610 x 60mm



**48" STEP**

24 x 48 x 6"  
610 x 1220 x 150mm

*While quantities last*



REALA™

Cast from natural stone

# Natural Stone

## Coping & Steps

AVAILABLE IN BOTH ROCK FACE AND SMOOTH



INDIAN COAST SANDSTONE



IVORY SAND SANDSTONE



GREYFIELD SANDSTONE

AVAILABLE IN ROCK FACE ONLY



STONE CLIFF GREY SANDSTONE



BLACK RIVER LIMESTONE



**48" LENGTH**  
14 x 48 x 2"  
360 x 1200 x 50mm



**72" LENGTH**  
14 x 72 x 2"  
1830 x 360 x 50mm



**48" LENGTH**  
16 x 47 1/4 x 6"  
400 x 1200 x 150mm



**72" LENGTH**  
16 x 70 3/4 x 6"  
400 x 1800 x 150mm







# Learn & Plan

Nothing ventured, nothing gained! Transform your hardscape ideas into bold, thrilling reality with the right help, knowledge and preparation. Unilock has the experts, the plans and the tools you need to succeed!









*Come visit us in Georgetown Ontario*

# UNILOCK Outdoor Idea Center

## See

An expansive display of Unilock products in a life-size outdoor setting

## Talk

To our knowledgeable staff and we'll help you create a plan to achieve the outdoor space you're dreaming about.

## Take

**FREE samples** of Unilock paver and wall products home with you.



**287 Armstrong Ave, Georgetown, ON**

Scan here for more information and a 3D virtual tour!




*Please feel free to walk around and browse our Outdoor Idea Center at any time. Call 1-800-UNILOCK or visit [Unilock.com](http://Unilock.com) for more details and staff hours.*



**U**VISION<sup>®</sup>  
— 3D LANDSCAPE CREATOR —



**3D Rendering** Created with Uvision<sup>®</sup> 3D Design Software



**Finished Project**

While there are many contractors and designers who still prefer to draw by hand, more and more plans today are being created digitally and in 3D.

If you're having trouble imagining what your project will look like when it's complete, a 3D design can really help.

Speak to your contractor about how 3D design can help you visualize the possibilities for your project!

Connect with us online or by phone to find a qualified contractor who can prepare a 3D design for your project!



Your one-stop shop for a wide variety of resources to help you kick-start your hardscape project, the Unilock way!

# Resources at **Unilock.com**

---

Throughout your project journey we know you'll have lots of questions, and our website has answers. From the hundreds of topics covered in our Knowledge Center, to design advice and inspiration, we're here to help far beyond your selection of Unilock products. We can even help you connect with a local installation contractor you can trust. Connect with us online or at 1-800-UNILOCK.



Knowledge  
Center



Design  
Advice



Unilock  
Authorized  
Contractors



Frequently  
Asked Questions



# Protect your Investment

---

Learn how to take care of your Unilock products to ensure that they stay beautiful and functional for years to come.



## Spring

While the majority of Unilock products require little maintenance, there are a number of preventative steps that can be performed each spring to ensure that your project keeps its pristine appearance throughout patio season.

Examine for “creep” – this is where pavers push out as a result of winter stress, traffic or edge restraint failure – as well as dips, deformations or stains. Should you discover any of these problems, they are fixable; speak to your contractor or reach out to us for solutions. Wash your paver surface with a simple soap and water solution and top up jointing material if necessary.

## Fall

While the leaves changing colors in the fall is a beautiful sight, the stains they leave behind on pavers can be an eyesore. Clean any debris, and remove any planters, barbecues or furniture that may leave behind rust marks.

## Winter

Metal blades on plows or shovels may scratch the surface of your pavers. It is recommended you use plastic shovels or protective plastic blades on your plows or snow blowers. Although Unilock products are resistant to de-icing salt, it is strongly advised to use calcium-based products or rock salt (sodium chloride) to melt ice.

**Note:** Avoid magnesium-based de-icing products as they are very aggressive and may cause damage to the surface of pavers.

---

### STOP WEEDS BEFORE THEY TAKE ROOT

Weeds do not grow up from the soil below. Instead, dirt and weed seeds blow in from adjacent lawn and garden areas and may germinate in between the joints. Keeping the joint sand topped up near the surface will help the weed seeds to blow over the joint and not into the joint.

**IN THE PAST** - Basic sand was the only jointing material available. Rain would erode the sand if it wasn't replaced frequently, leaving parts open to vegetation growth.

**TODAY** - There are new types of sand-stabilizing compounds and polymeric jointing materials that relieve homeowners of this maintenance worry.



# Finding the Right Fit

Even the best materials can be spoiled by subpar installation and craftsmanship, which is why choosing the right contractor for the job is the most crucial decision for your project. Remember that the cheapest quote is rarely the best option, so make sure to ask the right questions.



## NEED HELP FINDING A QUALIFIED CONTRACTOR?

Unilock Authorized Contractors have met our exacting standards for installation methods and business practices. Connect with us online, by phone or at one of our locations and we'll be happy to connect you with a contractor in your area who is guaranteed to do the job right.



Register online at [Unilock.com](https://www.unilock.com) and we'll match you with a Unilock Authorized Contractor in your area.



# 8 Tips for Choosing a Contractor



## 1 WORKMANSHIP

Ask to see completed projects from more than two years ago to see how their work holds up.

Are the curves of the project cut in a way that minimizes large gaps? Are small or awkward cuts minimized?

Have edge restraints been used and are they still in place?

How long does the contractor guarantee their work?

Has there been a warranty claim filed against the company in the past two years?

## 2 SUB-CONTRACTING

Some contractors will hire other companies to perform parts of the work, like lighting and irrigation. Be sure to ask how these sub-contractors will be managed or vetted.



Scan here for a Project Planning Guide and helpful Contractor Checklist.

## 3 EXPERIENCE

How long has the contractor been installing pavers and walls?

Has the contractor installed projects in the past with the features you're considering?

## 4 PREPARATION

What are the contractor's base preparation methods?

What materials are used and why?

Is there a standard procedure for base preparation or will the contractor assess your site's unique needs?

## 5 SCHEDULE

How far in advance are projects being booked and how long might your project take?

What are the contractor's payment terms?

Do they require a deposit upfront to secure the timing of the project?

## 6 DOCUMENTATION

Does the contractor have the proper licensing for their work?

Does the contractor have liability insurance and are employees covered by Workers Compensation?

Will permits be required for the job and if so, who is responsible to secure them?

## 7 COMPATIBILITY

Do you like this contractor? Can you trust them? Can you easily communicate and understand each other?

Will the person you're meeting be on site throughout the project or will someone else be your day-to-day point of contact?

Contact references to help understand how your contractor will operate throughout a project.

## 8 DESIGN

Do they offer a design service? What is the cost for this?

Do they offer hand-drawn or 3D-rendered concept designs?

Are the contractor's designs something you would like for your project?



# Time to Break Ground

---



## 1 EXCAVATION

All outdoor projects should begin with the removal of grass and topsoil. The depth will be determined by two things:

1. **Soil Type** - Sandier soil requires less excavation than clay-based soil.
2. **Use** - Patios and walkways, which take lighter loads should require less excavation than driveways and retaining walls, which require deeper excavation.

*Depth of excavation can be reduced significantly if a layer of DriveGrid is placed at the bottom of the excavation before gravel gets placed. Loose subsoil should always be compacted prior to installing DriveGrid and gravel.*



Learn about frequently used terms in the hardscape industry.

## 2 GRAVEL BASE

A gravel base is placed into the excavated area. Ideally, this gravel base will need to be:

- > **Strong enough** to support the weight of anything placed on the surface.
- > **Free draining** to allow water to escape the base and enter the subsoil. A perforated drain pipe in the gravel base may be necessary for retaining walls in order to direct water away from the wall's base.
- > **Extended** at least 6" (150mm) beyond the finished paver surface's edges.
- > **Compacted** in several layers, using the proper equipment.

## 3 BEDDING LAYER

On top of the firm gravel base, a 1" (25mm) layer of sand or tiny stone chips is spread out and smoothed. This layer enables the levelling or sloping of paver or wall units for drainage and smoothness.

Some contractors may recommend a poured concrete surface over a standard bedding layer, which is acceptable if the concrete is carefully poured and rests on a solid, well-drained base.

**Note:** Once concrete is poured, the height of paver or wall units can no longer be adjusted.



#### 4 RESTRAINT SYSTEM

To prevent pavers from shifting, a concrete edge will be constructed or an edge restraint fixed with long metal spikes. For walls, adhesive can be used to secure rows of blocks together. Larger retaining walls may require geogrid every few layers to secure the wall into the soil that is being retained.

#### 5 JOINT MATERIAL

There are three types of joint material to choose from:

**Basic Jointing Sand** – Years ago, this was the only joint material available. As it wears away, issues with weeds could arise. If you decide to choose basic sand, we advise using a joint stabilizing sealant and be ready to top up the sand as necessary.

**Polymeric Sand** – This special sand is blended with a binding ingredient to help it stay in place longer. Check with your local Unilock Dealer for the best jointing sand/compound for your project.

**Resin Sand** – Resin sands are the strongest jointing sand available, and have been proven to have the longest lifespan of any jointing sand. Different resin sands are available for various uses.

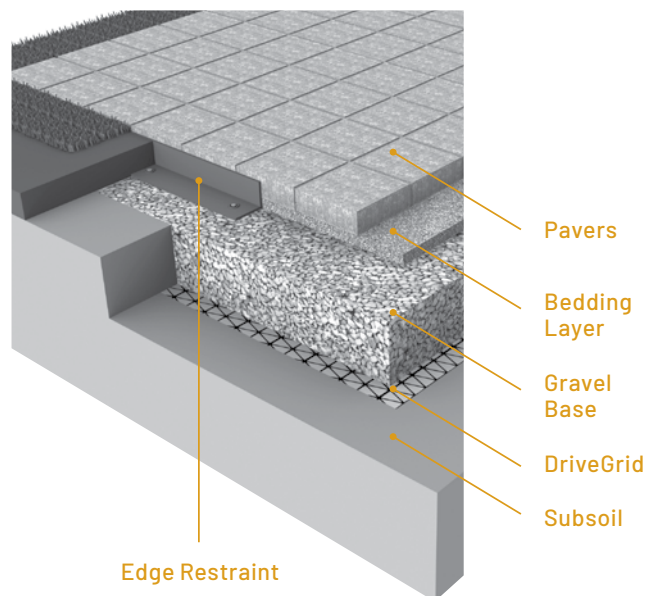
#### 6 SEALING

Unilock pavers will be durable with or without a sealer. Some homeowners may choose to apply a sealer to enhance paver color, while others choose to appreciate the color of the pavers as they are. If you decide to seal, be prepared to re-seal your pavers every 3-5 years.

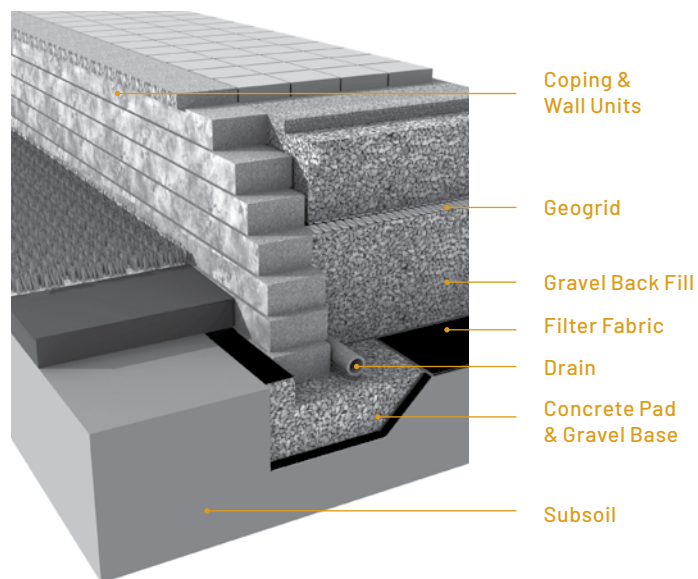
##### Factory-Sealed Products

Elegance® pavers and Unilock® pavers manufactured with EasyClean™ have been pre-sealed at the factory. To clean and brighten the surface at any time, a gentle power washing of the surface is recommended. If you wish to re-seal, wait a minimum of three years before applying sealant. Use only solvent-based sealants on factory-sealed products.

#### PAVER CONSTRUCTION



#### WALL CONSTRUCTION




A proper base ensures that your pavers and walls won't shift during freeze/thaw cycles.



# The Choice of Design Professionals

---

For decades, architects, landscape architects, and engineers have used the same Unilock products that are available to homeowners to design world-class commercial spaces across North America.







**Indianapolis Motor Speedway, Indianapolis, IN** Designer: Browning Day Mullins Dierdorf

**Pier 4, Boston, MA**  
Designer: Mikyoung Kim Design



**White Plains Public Library, White Plains, NY**  
Designer: IQ Landscape Architects



# Our Quality Commitment

---



Unilock was the first concrete paver manufacturer in North America to offer a Lifetime Guarantee, and since then we have continued to stand behind it to ensure customers are completely satisfied with our products. With almost 2 billion stones in the ground, that's quite the commitment!

Our products are better and stronger than other brands. In fact, our internal standards of manufacturing in the USA and Canada far exceed industry standards set by ASTM (American Society for Testing and Materials) and CSA (Canadian Standards Association) and other European organizations.

## LIFETIME GUARANTEE - RESIDENTIAL

Our Transferable Lifetime Guarantee warranties the structural integrity of Unilock concrete paving stones and retaining wall units when used in residential applications. It covers any structural failure or deterioration of the concrete unit resulting from normal use or from the reasonable application of sodium chloride (common rock salt used for de-icing). StoneMark™ products have the same warranties as Unilock paving stones and retaining walls, but cannot be warranted against damage resulting from de-icing products.

Any materials installed and maintained to our guidelines, and subject to normal wear, that prove defective, will be replaced without cost. Proof of purchase is required. Customers are encouraged to submit receipts to us as soon as their project is complete, using the Unilock

Warranty Registration Form on our website (Unilock.com).

Purchasers need to ensure that the product they purchase is appropriate for their intended application; for example, only certain thicknesses of products are appropriate for driveways. Color matching of the replacement product and/or lost time cannot be guaranteed and labor costs related to installing replacement product is not included. Unilock reserves the right to seek a professional diagnosis and opinion to determine the exact cause of the product failure. If the failure falls within our warranty parameters, Unilock will replace the defective product.

**EXCLUSIONS** - Unfortunately, some things are beyond the control of Unilock, and are therefore not covered by this warranty. These include: naturally occurring efflorescence, hazing from polymeric jointing sand, scratching and chipping resulting from snow removal or construction equipment, damage caused by natural or un-natural disasters, or negligence by anyone other than Unilock. While EasyClean helps to increase a paver's resistance to staining from various substances, it does not make our products stain-proof nor does it resist every kind of stain. The Unilock warranty also does not cover deterioration or damage as a result of poor design or poor installation practices that are contrary to specifications as laid out by ICPI (Interlocking Concrete Pavement Institute) and the NCMA (National Concrete Masonry Association). For more information please visit [www.icpi.org](http://www.icpi.org) and [www.ncma.org](http://www.ncma.org). Additionally, please refer to the Maintenance, Color and Installation Advisories.

## MAINTENANCE ADVISORY

### 1. Cleaning and Sealing

As with anything that is outdoors, Unilock products are subject to harsh weather, dust, acid rain, leaf stains, water stains and general wear from foot or vehicular traffic. Therefore, periodic cleaning using environmentally safe detergents designed for cleaning concrete is recommended to maintain a bright, fresh appearance.

To make subsequent cleaning easier and more effective, a concrete sealer can be applied to new or cleaned products to help prevent the penetration of substances that can cause stains.

There are many types of concrete cleaners and sealers on the market. Always read the instructions carefully before using the product to make sure that it will function as expected. Testing first, in a small unobtrusive area, is always a good idea to ensure the results are acceptable. Consult your local hardscape dealer to find the products best suited for your paver or wall installation.

### 2. Winter Maintenance

Snow removal by way of metal blades on plows or shovels will scratch and chip the surface of pavers, causing permanent damage. To mitigate this risk, metal snow clearing blades must always have a polyurethane or rubber cutting edge attached when plowing pavers.

De-icing Salts - The use of de-icing products on paver surfaces is important for safety and to help mitigate snow accumulation. Most de-icing products will have some effect on concrete, even if the product label indicates that it



Visit [Unilock.com](https://www.unilock.com) to register for your Transferable Lifetime Guarantee.

is safe on concrete. If you must use a de-icing product, we recommend that you use Sodium Chloride (ordinary rock salt) or Calcium Chloride (for colder climates). Always apply sparingly. The use of de-icing products on StoneMark, wet-cast pavers, slabs or coping may damage the product and therefore is not recommended. Whenever possible use a coarse sand as an anti-slip measure instead of de-icing chemicals.

## COLOR ADVISORY

### 1. Selection

Due to the inherently variable nature of printed materials and digital monitors, Unilock cannot guarantee that products will match the color of printed or online images. Therefore, when making final product selections, decisions should be made based on actual stones which are readily available from Unilock, Authorized Contractors or Authorized Dealers. Most Unilock products are not comprised of a single color, but rather contain blended colors for a more natural appearance. This means that there will be significant color variance from stone to stone, so purchasers should view multiple units together to get a more accurate impression of the overall color.

*Note:* Unilock Natural Stone variations are outside the control of Unilock. Purchasers of natural stone must be willing to accept this inherent variability.

### 2. Pre-installation checking

Always check the label to ensure that the Unilock product delivered to your project is the product and color ordered. If there is a discrepancy, or if the product

inside the packaging doesn't appear to be correct, contact your hardscape dealer before installing any pavers or wall units. If the product is installed, it indicates your acceptance of the products as delivered.

### 3. Blending

If the project requires more than one bundle of product it's always a good idea to draw product from several bundles when installing, as this ensures that any variation between bundles will be seamlessly integrated in the project. When bundles are from different production runs, random selection from multiple bundles is even more important.

### 4. Efflorescence

Efflorescence is a naturally occurring process that may appear as a white or light grey powder on the surface of concrete, clay or natural stone. It is temporary, and will disappear over time. However, if it is bothersome, an efflorescence cleaner can be used to remove it. There is no way to predict or prevent efflorescence. Because it does not compromise the structural integrity of the product, it is not covered by Unilock product warranties.

## INSTALLATION ADVISORY

### 1. Construction Residue

While a certain amount of dirt on pavers and walls is inevitable during the construction phase, installers are strongly encouraged to clean as they go as construction residue can embed in the surface and become difficult to remove. The slurry produced during wet-saw cutting is particularly stubborn to clean if allowed to dry on the surface of

pavers. Unilock warranties do not cover stains caused by a failure to remove construction residue.

### 2. Polymeric Haze

Surface hazing caused by polymeric jointing sand is not the responsibility of Unilock. Polymeric jointing sand should only be installed by an experienced and knowledgeable contractor. Any sand that is left on the surface prior to activation will result in a haze that is very difficult and time-consuming to remove. Only the highest quality, brand name polymeric sand that is guaranteed by the manufacturer should be used.

### 3. Compaction Damage

Both smooth and textured paver surfaces can be scratched by compaction equipment used to 'flatten' a new paver installation. Therefore, metal plate compactors must be fitted with a polyethylene mat to protect the paver surface from becoming scratched, or a superior option is to use a rubber-roller compactor instead. Damage to product surfaces caused by failure to follow these instructions is not covered by Unilock product warranties.

## FIRE PIT WARNING

Wood-burning fire pits must be lined with a proper metal insert or refractory (fire-rated) brick to protect the concrete components from extreme exposure to heat. Extreme heat on a concrete surface may affect the structural integrity of the concrete and can be dangerous. The floor of the fire pit should always be constructed using refractory brick or a sand bed. For your safety, always use a spark screen over the fire.



# Index

## PAVERS

Artline™	109
Beacon Hill Smooth	91
Beacon Hill Smooth Slab	93
Beacon Hill™ Flagstone	95
Bristol Valley®	108
Brussels Block®	110
Copthorne®	153
Courtstone®	145
Eco-Priora™ Premier	132
Eco-Promenade®	133
Granito™	125
Granito Mix	126
Hex™	123
Hollandstone™	112
Holland Premier™	113
Il Campo®	130
Mattoni™	115
Metro™	103
Natural Stone	139
Nordic Cobble™	135
Northshore™	97
Porcelain Tile	137
Promenade EcoTerra™	127
Promenade™	129
Revela™	121
Richcliff®	141
Series™	131
Skyline™	107
Town Hall®	149
Treo® Smooth	111
Tribeca Cobble™	134
Umbriano®	117
Umbriano Slab	119
Urban™ Allure	106
Urban	105
Windermere Flagstone™	99
Windermere Smooth	101

## COLLECTIONS

Beacon Hill	71
Metro	85
Umbriano	65
Urban	77
Windermere	81

## RETAINING WALLS AND VERTICALS

Brussels Dimensional Stone®	170
Lineo™ Dimensional Stone	165
Pisa™	171
Pisa Smooth	169
Rivercrest™ Wall	167
SienaStone™	172
SienaStone Smooth	173
U-Cara®	159
U-Cara Modular System	162
U-Cara Wall Mount System	163

## STEPS, TREADS, COPING & CAPS

Beacon Hill	183
Brussels Fullnose™	110
Ledgestone™	186
Natural Stone	187
SienaStone™	185
SienaStone Smooth	185
Pisa	184
Pisa Smooth	184
Umbriano Coping	183
Universal Coping	184
Urban	182
Urban Allure	182

## TOPICS OF INTEREST

Borders & Accents	14
Coatings & Finishes	8
Classic	52
ColorFusion™	59
Construction Process	196
Contractor Tips	194
Coping	181
Creative Ideas	179
EnduraColor™	52
Elegance™	52
EasyClean™	58
Fire Features & Firepits	175
Joint Material	14
Laying Patterns	13
Maintenance	193
Outdoor Idea Center	190
Outdoor Kitchens	177
Permeable Pavers	55
Pillars	178
Reala™	57
Retaining Walls	157
Steps	181
Ultima™	56
Unilock Resources	192
Unique Touches	14
Uvision	191
Water Features	178

Unilock Ltd. and Hengestone Holdings, Inc. are the owners or authorized users of all trademarks used in this publication unless otherwise specified. Umbriano® are trademarks of Metten Stein + Design GmbH & Co KG used under license by Unilock®. Measurements throughout this portfolio are nominal. Not all products shown are available at all Unilock locations. Log on to Unilock.com for availability. Colors shown in this catalog should be used only as a guide. Colors should always be chosen from actual samples. Contact your local Unilock representative for color availability in your area.



## FOLLOW US

     @Unilock   @UnilockLife







**TRANSFORMING  
HARDSCAPES**

**BOSTON**

(508) 278-4536

**CHICAGO**

(630) 892-9191

**MILWAUKEE**

(262) 742-3890

**KANSAS**

(913) 417-7985

**MICHIGAN**

(248) 437-7037

**NEW YORK**

(845) 278-6700

**MID-ATLANTIC**

(202) 798-2060

**ONTARIO**

(416) 646-9000

**QUÉBEC**

(450) 546-2797

**CINCINNATI / KY / TN**

(513) 202-0219

**OHIO/WESTERN PA**

**/ WNY&CNY**  
(330) 927-4000



**UNILOCK.COM**  
1-800-UNILOCK